


SUSTAINABILITY REPORT

2020

CORNING



© Christopher Payne / Esto



TABLE OF CONTENTS

ABOUT THIS REPORT
3

FROM OUR CEO
4

OUR RESPONSE TO COVID-19
5

CORNING AT A GLANCE
6

OUR FOCUSED PORTFOLIO
7

INNOVATION MEETS SUSTAINABILITY
9

ENVIRONMENT
13

PEOPLE
19

COMMUNITIES
31

GOVERNANCE
36

SUSTAINABILITY GOALS & PROGRESS
42

INDEX AND DISCLOSURES
47

ABOUT THIS REPORT

Corning Incorporated is pleased to present our first Sustainability Report. Environmental stewardship and corporate responsibility have long been key priorities for our company. In 2020, we adopted 12 sustainability goals to accelerate and focus our efforts to address environmental, social, and governance (ESG) issues. This report demonstrates our commitment to increase transparency related to our ESG goals and progress.

The performance and other data in this report reflect Corning's worldwide operations across all reportable business segments for calendar year 2020, unless otherwise noted. This report has been prepared in reference to the Global Reporting Initiative's (GRI) standards. It also responds to the Hardware Sustainability Accounting Standard, the Sustainability Accounting Standards Board (SASB) sector-specific standard most relevant for our business.

More information about our sustainability goals can be found on pages 42-46.

More information about how we applied the reporting standards can be found on pages 47-55.



“The distinctive value we offer comes from our sustained ability to innovate – being part of something bigger than ourselves, something that outlasts us all.”

FROM OUR CEO

I am proud to be a steward of Corning, a great company that means so much to me and to so many people.

As a large industrial manufacturer with operations in more than 50 countries, our success is defined by our relationships with our employees, customers, and local communities—built on more than a century of honest, respectful, and fair behavior. Such behavior must continuously characterize all our actions, including progress toward improving our environmental, social, and governance (ESG) programs.

At Corning, we are committed to investing in our people and our communities to make better places to live and work. We have a longstanding focus on maintaining safe, diverse workplaces, and we expect the same from our suppliers. We also support the communities in which we operate through a broad range of initiatives focused on education, cultural programs, human services, and economic development.

Our sustainability journey began 170 years ago with an emphasis on innovation, safety, and community engagement. In recent years, we've expanded our scope to include a broader focus on conserving energy, reducing waste, and designing and manufacturing products with sustainable attributes in collaboration with our customers.

We've also taken several actions to embed elements of sustainability and social responsibility more formally across the company. In 2020, we announced new sustainability goals and established an Office of Racial Equality and Social Unity to combat systemic inequities and discrimination. We are also developing greenhouse gas emissions goals.

Ultimately, however, the distinctive value we offer comes from our sustained ability to innovate – being part of something bigger than ourselves, something that outlasts us all.

Corning's time-tested culture of scientific research plays a critical role in transforming raw materials into precision technologies that solve tough challenges and move the world forward. Our inventions transform industries and make a real difference in people's lives. They clean the air we all breathe, connect people to information and each other, provide the window through which we access information and entertainment, and help facilitate the discovery and delivery of new medicines.

Heading into 2020, no one knew how crucial Corning's proficiency in materials science, combined with our proprietary manufacturing and engineering platforms, would prove to be. We stepped up these core capabilities to play a vital role in delivering life-saving innovations to combat the COVID-19 health crisis head-on.

As we reflect on how the year unfolded, it's clear that the strength of our business – and the character of our people – allowed us to unite and adapt.

We deployed our Life Sciences capabilities to combat the virus by supplying technologies that helped vaccine production, when every hour counted and every dose delivered made a difference. Our people worked tirelessly to keep essential operations running smoothly and to expedite shipments of critical equipment and supplies to laboratories to support diagnostic testing and virus research. Through it all, we collectively focused on safeguarding our employees' well-being and caring for each other.

I am grateful to our 50,000 employees for rising to the myriad challenges we confronted in 2020. And I'm confident that through their outstanding efforts, we will continue to do what Corning does best – innovate to solve problems and improve lives.

I invite you to learn more about Corning's commitment to corporate responsibility in our first sustainability report, which documents our results as we work toward achieving our goals.

Wendell P. Weeks,
Chairman and Chief Executive Officer



OUR RESPONSE TO COVID-19

A unified approach and strong execution enabled Corning to support our stakeholders and help save lives.

The global pandemic in 2020 presented unprecedented adversity that tested our company and our people in many ways. We rose to the challenge by embracing the opportunity to make a difference – wherever we could, with whatever we had to contribute.

PROTECTING EMPLOYEES

From the earliest days of the health crisis, our top priority was ensuring the safety of our employees and workplaces around the world. As the virus began to spread, we developed a multifaceted response, including a “Responsible Corning 24/7” campaign, to share up-to-date information and encourage our employees and business partners to implement important safety measures into their daily routines.

We moved quickly to implement new protocols for workplace access, health checks, and contact tracing at all our global facilities. We also provided guidance and support for our employees who continued to work in our manufacturing facilities that were deemed essential operations, as well as for our nonmanufacturing employees who shifted to working remotely. This included critical information on health precautions, travel protocols, and regional restrictions, as well as emotional support resources.

MEETING COMMUNITY NEEDS

Through donations of time, materials, and funding, Corning and our employees helped alleviate the pandemic’s impact

on the communities in which we operate. We focused our efforts on providing critical support for front-line medical staff, small businesses, and organizations that provide vital human services. We also encouraged and supported our employees’ charitable giving and volunteer efforts in their communities.

Our employees also came up with ingenious ways to secure personal protective equipment to help protect the safety of their fellow employees as well as front-line workers at local hospitals. For instance, a cross-functional team of employees in Tainan, Taiwan, mobilized to build a production line in just 46 days to provide stable and secure sourcing of facial coverings to our employees worldwide. [Learn more on page 34.](#)

FULFILLING CUSTOMER COMMITMENTS

Most of Corning’s manufacturing facilities continued operations as they were deemed essential, critical, or life-sustaining. Our people worked diligently to implement our pandemic preparedness plan, meet customer commitments, and respond to urgent customer needs. For example, during the

strictest lockdown periods, employees at our manufacturing facilities around the world, such as those in Wuhan, China, and Pune, India, volunteered to remain on-site around the clock to protect essential assets and then helped resume full production once restrictions were lifted.

We’re proud of how our employees demonstrated their dedication to Corning, our customers, and our communities in challenging situations.

SOLVING CHALLENGES

Throughout Corning’s history, combining our ingenuity with our understanding of our partners has defined who we are and how we face the world. And it’s been our way of working to solve pressing challenges, which we believe can only be accomplished by combining both elements. We will continue to apply our ingenuity as we collaborate with our customers and all our stakeholders to help solve problems and improve lives.



CORNING AT A GLANCE

WHO WE ARE AND WHAT WE DO

Corning is one of the world's leading innovators in materials science, with a 170-year track record of life-changing inventions. We apply our unparalleled expertise in glass science, ceramic science, and optical physics, along with our deep manufacturing and engineering capabilities, to develop category-defining products that transform industries and enhance people's lives.

OUR FORMULA FOR SUCCESS

We succeed through sustained investment in research, development, and engineering; a unique combination of material and process innovation; and deep, trust-based relationships with customers who are global leaders in their industries. Our capabilities are versatile and synergistic, which allows us to pivot to meet changing market needs, while also helping our customers capture new opportunities in dynamic industries.


THE MARKETS WE SERVE


Corning's markets include optical communications, mobile consumer electronics, display, automotive, and life sciences. Our industry-leading products include damage-resistant cover glass for mobile devices; precision glass for advanced displays; optical fiber, wireless technologies, and connectivity solutions for state-of-the-art communications networks; trusted products to accelerate drug discovery and delivery; and clean-air technologies for cars and trucks.

WHERE WE OPERATE

We are a global company with a workforce of roughly 50,000 people operating in 154 locations around the world, including 77 manufacturing facilities and 10 research and development facilities.

WHAT DEFINES US

We believe that how we do things is as important as what we do. Our core  Values are the foundation of our strong collaborative culture. They guide our actions and decisions – wherever we are, whatever we do.



© Christopher Payne / Esto

OUR FOCUSED PORTFOLIO

Corning is a global leader in three core technologies and four proprietary manufacturing and engineering platforms. We apply these to help solve some of society's most pressing challenges.

As one of the world's most proficient innovators in materials science, Corning has a rich heritage of transforming basic raw materials into precision technologies. Through deep research, relentless experimentation, and constant innovation, we create products that have a profound impact on the world and create value for decades.

3

CORE TECHNOLOGIES

We innovate by leveraging a set of reinforcing capabilities with strong interconnections. These capabilities include three core technologies, four manufacturing and engineering platforms, and five Market-Access Platforms.

GLASS SCIENCE

Formulating precision glasses with the right optical, chemical, electrical, mechanical, and thermal properties for particular applications, such as display and cover glass, optical fiber, and next-generation pharmaceutical packaging.

CERAMIC SCIENCE

Transforming inorganic, non-metallic materials into a broad range of objects and technologies, such as emissions control products and cover glasses for mobile consumer electronics. Ceramics are a close cousin of glass.

OPTICAL PHYSICS

Characterizing and controlling the path of light. Optical physics has a natural pairing with glass technology because the successful performance of so many advanced glass applications depends on the way they transmit, process, or manipulate light.

4

PROPRIETARY MANUFACTURING AND ENGINEERING PLATFORMS

VAPOR DEPOSITION

Creating glasses by depositing layer after layer of tiny glass particles on a growing surface, rather than cooling a molten liquid; enhancing glasses by growing engineered layers on its surface.

FUSION

Forming specialty glass suspended in mid-air. Fusion-formed glass, which can forgo costly surface polishing and many other post-production steps, is remarkably flat, uniform in thickness, and able to withstand heat-intensive processes.

PRECISION FORMING

Applying our deep knowledge of glass, plastic, and ceramic materials to form, shape, and mold materials to incredibly tight tolerances.

EXTRUSION

Transforming raw materials into a paste-like substance, which is pushed through a die to create precise shapes.

5

MARKET-ACCESS PLATFORMS

DISPLAY

Enabling immersive viewing experiences through display glass innovation.

OPTICAL COMMUNICATIONS

Transforming the way the world connects.

MOBILE CONSUMER ELECTRONICS


Innovating the next generations of thin, tough, glass-based solutions for mobile devices.

AUTOMOTIVE

Helping to drive the trend toward cleaner, safer, more connected vehicles.

LIFE SCIENCES

Delivering solutions that enable life-changing, life-saving medicine.



© Christopher Payne /Esto

INNOVATION MEETS SUSTAINABILITY

A steadfast commitment to innovation has fueled Corning's growth for 170 years. We succeed through sustained investment in research, development, and engineering (RD&E); a unique combination of material and process innovation; and close collaboration with customers to solve tough technology challenges. Corning is a four-time National Medal of Technology winner, and our innovation leadership attracts and enables the best scientific minds in the world.

DISPLAY

Through display glass innovation, Corning helped create the liquid crystal display (LCD) technology used in televisions, computer monitors, and handheld devices. Today we are supporting the next round of display innovations – higher resolution, larger screen size, and new form factors – to deliver immersive viewing experiences.

— INNOVATION AT WORK

In our quest to reduce unwanted chemicals in our customers' products, we invented the first display glass to be completely free of heavy metals. Launched in 2006, Corning® EAGLE XG® Glass has become the most widely adopted glass substrate for liquid-crystal displays. Corning has eliminated from the display industry the equivalent of more than 6,000 truckloads of heavy metals since this product's introduction. [Learn more about Corning® EAGLE XG® Glass.](#)

OPTICAL COMMUNICATIONS

Corning invented low-loss optical fiber in 1970, ushering in the telecommunications revolution. Today, we continue to advance society's digital transformation by supporting 5G-ready networks and powerful hyperscale data centers to "future proof" broadband to home and realize faster and more reliable connectivity.

— INNOVATION AT WORK

Optical fiber and cable connect communities at a time when being connected is no longer a privilege but a basic human right. Our inventions help close the digital divide by increasing the speed, capacity, and efficiency of optical networks, while making deployment easier and more cost effective.

MOBILE CONSUMER ELECTRONICS

Corning is the market leader for cover glasses and surface treatments for smartphones, wearables, and IT devices, as well as glass and optics for the manufacture and inspection of semiconductor products.

— INNOVATION AT WORK

Corning® Gorilla® Glass has been designed into more than 8 billion devices and is produced with waste reduction in mind. Corning recycles at least 20% of waste glass from our manufacturing processes back into our products. We also work with outside vendors to recycle glass that cannot meet our high-quality standards so the material can have a new life.

AUTOMOTIVE

Corning is helping to drive the trend toward cleaner, safer, more connected vehicles. As a clean-air technology leader for nearly five decades, we continue to advance emissions control capabilities, while pioneering automotive glass solutions to enhance vehicle interiors and exteriors.

— INNOVATION AT WORK

Corning is helping create cleaner air with Corning® DuraTrap® GC Filters, our latest evolution in automotive exhaust filtration for emissions control and clean-vehicle technology. As drivers seek greater fuel economy and engine performance, high-performance gasoline engines are growing in popularity, but they also produce higher levels of fine-particulate emissions. Policymakers in China and Europe are enforcing a significant reduction of the particulates emitted by gasoline vehicles, including hybrids, with new emission standards. Automakers are using Corning's gasoline particulate filters to help significantly reduce gasoline and hybrid vehicles' fine particulate tailpipe emissions and successfully meet the stringent particulate emissions limits. Corning received the American Ceramic Society's 2020 Corporate Technical Achievement Award for the development, introduction, and societal impact of DuraTrap® GC Filters. [Learn more about Corning® DuraTrap® GC Filters.](#)

LIFE SCIENCES

As a trusted supplier to the health care and pharmaceutical industries, Corning provides lab products, pharmaceutical packaging, and other materials that help enable life-saving medicine.

— INNOVATION AT WORK

Corning Life Sciences helped to accelerate delivery of COVID-19 vaccines in 2020 by expanding our U.S. manufacturing capacity of Corning Valor® Glass vials with funding from the U.S. government. These vials feature superior chemical durability compared to traditional options and resist breakage, damage, and particulate contamination. Designed specifically for pharmaceutical applications, Valor Glass in 2019 became the first fundamentally new glass composition to be approved by the U.S. Food and Drug Administration (FDA) as a primary package for a marketed drug product since the advent of borosilicate glass more than 100 years ago. These vials are helping to support the vaccination of millions of people around the world. In addition, our lab consumables are supporting the development of treatments and vaccines, as well as being used in COVID-19 diagnostic testing efforts. [Learn more about Corning Valor® Glass](#) and [Corning lab consumables.](#)



MANUFACTURING EXCELLENCE

We're working to enhance our products and the ways we make them.

Corning constantly finds ways to reduce energy and natural resource consumption and minimize waste at every step of our operations – in our research labs, our manufacturing plants, and our offices. Our goal is to design and manufacture products with less environmental impact throughout their entire lifecycles – from concept, design, and sourcing through material choices, manufacturing, customer use, and ultimately end of life.

INNOVATION PROCESSES

Our innovation processes are managed by teams of scientists, engineers, and manufacturing and business professionals from across Corning. Large-scale innovation programs are managed at the corporate level, while our business units manage the innovation and product development processes for their respective markets.

As innovation programs have grown in complexity and scope, we have adapted our innovation approach to be not only nimble and efficient, but also more accommodating of new strategic initiatives. This New Growth Innovation model can seamlessly integrate sustainability at all points in the process.

We're assessing our top innovation programs on an ongoing basis to identify sustainability enhancements. In 2021, we plan to leverage design-for-sustainability methods to define and embed sustainability advancements across the entire product lifecycle. Corning Life Sciences will pilot this new innovation approach.

Our goal is to design and manufacture products with less environmental impact throughout their entire lifecycles.

REMOVING HEAT FROM A HEAT-INTENSIVE PROCESS

Most commercial products and applications use a traditional hot-molding process to mold glass, which can add up in cost and energy use. Corning is changing that with a revolutionary way to bend glass using less energy.

By using our patented Corning® ColdForm™ Technology, our AutoGrade™ Corning Gorilla Glass can be bent to shape at room temperature to precisely cover curved in-vehicle display areas without the expense of typical hot molding. This means each step in the manufacturing process – from fusion forming to chemical strengthening, from decoration to shipping – is all done with flat pieces of glass, effectively improving yields, which can help reduce cost and energy use.

By removing heat from the process, Corning's ColdForm Technology can reduce shaped cover-glass part costs by up to 40% versus comparable hot-formed parts and provides up to 20% system savings, while delivering exceptional performance – making the digital revolution that much more affordable.

TOTAL QUALITY

Our entire organization is guided by our policy to achieve Total Quality through performance excellence. Our Total Quality Council, which includes representatives from line and staff divisions, is responsible for achieving cost and quality leadership and sustainable business results. This encompasses making sure that our employees and teams follow Corning's quality principles and use problem-solving methodologies to measure and improve performance.

MANUFACTURING EXCELLENCE

Corning's operations follow our Achieving Manufacturing Excellence program, a set of criteria based on corporate strategy, customer specifications, and best practices. Taken as a whole, these criteria define what excellence looks like in practice. We measure performance against these criteria through formal assessment and self-evaluation. The process of assessment and adjustment generates insights and process improvements.

PRODUCT STEWARDSHIP

We're constantly innovating to create and manufacture products that are safer, cleaner, and have less environmental impact. Individual business divisions within Corning take the lead on developing clean, less resource-intensive products and processes, often in close collaboration with our customers. At Corning we focus on minimizing any adverse environmental, health, safety, and social impacts of our products and packaging throughout all lifecycle stages. We're working to implement the principles of a circular economy by managing product design and reducing reliance on raw materials through increased use of recycled and recyclable materials.

During 2020, our Sustainability Working Committee partnered with our business divisions to identify material issues most relevant for them and their most important stakeholders, as well as how to address those issues.

PRODUCT COMPLIANCE

Corning is committed to ensuring that our products are manufactured to comply with environmental regulations in the markets we serve. Our global product development teams are responsible for environmental compliance and use our environmental management system to help ensure regulatory compliance.

PURSUING CIRCULAR MANUFACTURING

Our teams seek to devise new products that incorporate recycled material without compromising quality, performance, or appearance. Sometimes that involves finding uses for materials previously considered as waste.


Looking to the future, we see the need for more circular manufacturing, where waste is minimized, resources are reused, and used products are repurposed.

In 2021, we will deepen our organizational understanding of the principles of circular economy and explore how Corning can best implement them, beginning with our innovation and new product development teams.

INHERENTLY SAFER, MORE EFFICIENT CHEMICAL REACTIONS

Already a global leader in continuous flow processing technologies, Corning marked a milestone in 2020 when we created industrial-scale reactors that are capable of delivering continuous process production capacity up to 10,000 metric tons annual throughput per reactor for pharmaceutical chemicals, base chemicals, and fine and specialty chemicals. By enabling inherently safer, efficient high-volume chemical processing, Corning Advanced-Flow™ Reactors can help reduce the risk of explosion while driving higher-quality chemical processing. They can also help increase the efficiency of chemical synthesis and reduce environmental impact.

In 2020, we put this technology to work in the effort to help contain COVID-19. Corning's Advanced-Flow™ Reactor team designed, built, shipped, and deployed production-scale manufacturing within days of a customer's request – instead of the weeks or months it would normally take – to produce disinfectants to clean surfaces potentially contaminated by COVID-19 droplets.





ENVIRONMENT

We're working to develop, implement, and enhance sustainable business practices that support healthier communities.

Corning's integrated approach to protecting the environment is aligned with our commitment to operating excellence. In light of resource scarcity, a changing climate, and other global trends, in 2020 we adopted new environmental goals to further demonstrate and strengthen our commitment to conserving energy and natural resources. [Learn more about our sustainability goals on page 45.](#)

Our [Environmental Policy](#) outlines our commitment to operate in an environmentally responsible manner – including measures to reduce emissions, waste, and energy and water consumption – while complying with and striving to exceed all applicable laws, regulations, and company standards.

We use our Global Energy Management (GEM) program to strategically manage our global energy use to optimize energy productivity, power supply reliability, and environmental impact, while also managing water, waste, and emissions. Our GEM program is aligned with the U.S. Environmental Protection Agency (EPA) ENERGY STAR® Guidelines for Energy Management.

We also maintain a comprehensive environmental, health, and safety software platform based on the principles of the global standard ISO 14001 to track environmental data. We measure the effectiveness of our environmental management programs through various environmental assessment matrices, tools, programs, and stakeholder input.

CORNING'S ENVIRONMENTAL STRATEGIES

Continuously improve energy, water, and natural resource management

Incorporate energy, water, and natural resource innovation in product development, product design, and manufacturing processes

Engage employees and suppliers in energy, water, and natural resource management

Meet customer requirements regarding energy, water, and natural resource use

Analyze and communicate our progress, successes, and innovation in sustainable practices to internal and external stakeholders

ENERGY AND EMISSIONS MANAGEMENT

We're working to enhance energy strategies and practices across our operations.

Within our operations, we're continually working to identify and implement new approaches to energy-efficient technologies and energy diversification. We also recognize energy and emissions impacts across our entire value chain and work with our suppliers and customers to enhance sustainable practices.

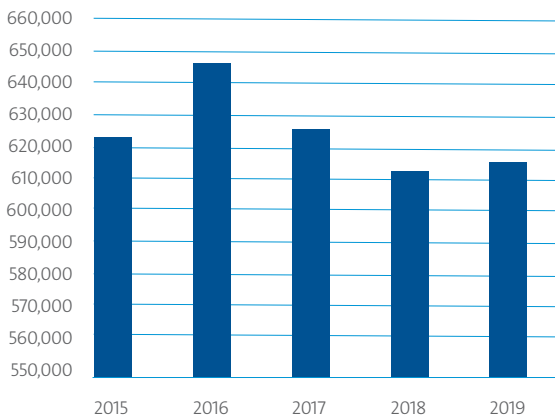
We launched our GEM program in 2006 to create and execute effective energy strategies across our global operations. Since then, the program has grown to include energy-conservation teams at every Corning manufacturing facility around the world. Since 2006, these efforts have improved our overall

energy efficiency by more than 35%, resulting in cost savings of more than half a billion dollars.

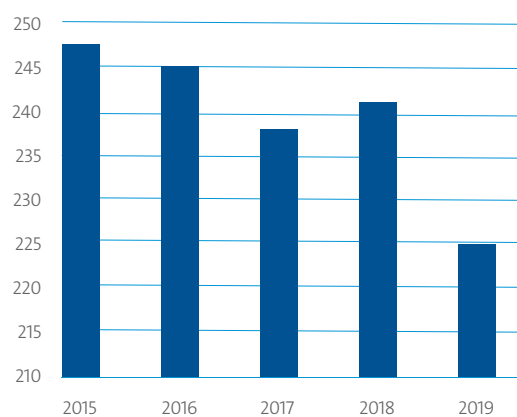
This integrated perspective allows us to look at our energy and emissions management using a holistic approach. Corning's GEM team works with our business segments to reduce energy use and associated greenhouse gas emissions. Environmental matters have visibility at the highest levels of our organization and are reported annually to our board's Corporate Responsibility and Sustainability Committee.

ENERGY CONSUMPTION AND GREENHOUSE GAS EMISSIONS

ENERGY (KWH EQUIVALENT) PER NET SALES (\$ IN MILLIONS)



CO₂ EQUIVALENT (METRIC TONS) PER NET SALES (\$ IN MILLIONS)



As Corning grows, we continue to emphasize energy conservation and energy efficiency. The 2018-19 emissions reduction was largely driven by a change in emissions factors from The Climate Registry (TCR) to more recent eGRID and IEA factors. Data has been third-party verified. Our 2020 data is being verified and will be released in Corning's 2021 Sustainability Report.

PREVENTING AIR POLLUTION

Corning's ceramic substrates and particulate filters have prevented more than...

4 billion tons of hydrocarbons
4 billion tons of nitrogen oxides
40 billion tons of carbon monoxide

...from entering the atmosphere since 1970.



INVESTING AND INNOVATING FOR ENERGY EFFICIENCY

We're proud of our sustained participation and strong performance in the ENERGY STAR® programs. In 2020, the EPA named Corning as an ENERGY STAR® Partner of the Year for the seventh consecutive year and recognized us for Sustained Excellence for the fifth consecutive year.

In addition, eight of our global manufacturing facilities received the ENERGY STAR® Challenge for Industry recognition in 2020 by each exceeding the goal of improving energy efficiency by at least 10% in five years or less. Since 2014, 37 Corning facilities have achieved the designation. On average, these facilities achieved a 21% energy reduction in less than two years.

BUILDINGS FOR A BETTER FUTURE

As our company expands, we incorporate sustainability features into our building design as a means of achieving both business and sustainability goals. To date, 10 of our global sites have been certified as LEED (Leadership in Energy and Environmental Design) buildings. In 2020, the Corning Optical Communications headquarters building in Charlotte, North Carolina, became LEED-certified. LEED facilities reduce waste, save energy and water, conserve other natural resources, use environmentally friendly materials, and improve air quality.

REDUCING ENERGY INTENSITY

Corning has reduced energy intensity in our global fiber and cable manufacturing facilities by more than 50% since 2006 as part of our commitment to protecting the environment through continuous improvement to our processes, products, and services.

A combination of technology upgrades, equipment optimization, and sharing of best sustainability practices allowed us to reduce by half the kilowatt hours of energy used for each kilometer of fiber or cable manufactured.

37 

GLOBAL MANUFACTURING FACILITIES

have received the ENERGY STAR® Challenge for Industry recognition since 2014

Technicians, engineers, and plant personnel at each of Corning's fiber and cable facilities worldwide identified and executed energy conservation steps to reach this milestone. Examples include installing solar panels and LED lighting, optimizing manufacturing equipment, and implementing process improvements to decrease setup time.



Photo by Connie Zhou Photography

SMART TECHNOLOGY YIELDS SMART RESULTS

When Corning developed our new Optical Communications headquarters building in Charlotte, North Carolina, we planned it with smart technology in mind. We deployed an all-fiber network that drives high-bandwidth capabilities to push the boundaries of how we collect, move, and process data, while using materials, energy, and resources efficiently.

The entire 180,000-square-foot building runs on fiber from one equipment room on the main floor, eliminating long, bulky cable runs and saving on floor space, material, and pathways. The facility also provides a flexible workspace that allows employees to work wirelessly from any corner of the building with the same connected experience they would get from a traditional wired setup – a huge shift from the traditional approach of running cable to every desk.

The building served as a pilot project for the [SPIRE Smart Building Program](#) from Underwriters Laboratories (UL) and the Telecommunications Industry Association (TIA). It met or exceeded all six of the program's criteria for evaluating and measuring building technology and performance.

SUPPORTING A CLEAN FUTURE

We're committed to creating a more climate-resilient business and planet.

In 2019, Corning joined 75 companies in urging continued U.S. participation in the global climate-change initiative known as the Paris Agreement. Together, we encourage the United States to embrace the policy framework of the Paris Agreement as the best path toward a clean-energy future. This aligns with Corning's longstanding commitment to protect the environment and promote clean-air and clean-energy solutions.

In 2021, we will undertake a strategic review that will result in our describing how we plan to reduce our contribution to climate change and better align our operations with the Paris Agreement. We expect to publish this description in our next sustainability report issued in 2022.

We continue to identify climate-related risks and opportunities to improve and track our performance year over year. Since 2011, we have publicly disclosed our environmental stewardship efforts by participating in the CDP's global environmental disclosure system. We use the CDP framework to disclose our greenhouse gas emissions (GHG). In 2020, Corning began reporting select Scope 3 categories. We are working to establish a credible GHG inventory and will explore setting a future GHG emissions target.

RENEWABLE ENERGY

Corning recognizes the transformative potential of renewable energy. Like many of our customers who have committed

to accelerating a global shift to clean energy and increased use of renewable electricity, we are taking action to increase our use of renewable energy.

One example is our 25-year pact with Duke Energy to purchase the majority of the clean energy produced at a 1,115-acre solar field in Conetoe, North Carolina. The clean energy generated from this 2015 agreement is one of the sources of renewable electricity that powers Corning's plant in Harrodsburg, Kentucky, which manufactures advanced glass solutions for next-generation mobile consumer electronic technologies.



A SOLAR ENERGY LEADER

Sustained investments in solar energy have made Corning a leader among U.S. businesses.

2018

In 2018, Corning joined Apple, one of our major customers, and nine other Apple suppliers to jointly invest \$300 million by 2022 into the China Clean Energy Fund. The fund will invest in and develop projects totaling more than 1 gigawatt of renewable energy in China, the equivalent of powering nearly 1 million homes.

2019

In 2019, we added solar installations to three Corning Life Sciences facilities: Wujiang, China; Amsterdam, Netherlands; and Oneonta, New York. In total, these solar arrays will help avoid 3.5 million pounds of greenhouse gas emissions annually.

2020

In 2020, we signed a long-term power purchase agreement, enabling a new off-site solar array to be built within the Riverview Solar Technology Park in Tonawanda, New York. Energy produced by the ground-mount solar array will help avoid more than 2 million pounds of greenhouse gas emissions annually.

To further reduce the carbon footprint associated with the solar supply chain, Corning prioritizes the use of ultra-low carbon solar panels, which contain 50% less embodied carbon than typical solar panels due to the polysilicon produced by Hemlock Semiconductor in the United States. Polysilicon is the most energy intensive component of the solar panel supply chain, and solar panels produced with polysilicon in the United States have half the greenhouse gas emissions of those produced in China. In 2020, Corning became the majority owner of Hemlock Semiconductor.

In 2019, Corning ranked 18th among the top 25 businesses in the United States and second within the manufacturing sector for corporate solar energy usage, according to a Solar Energy Industries Association report.

WASTE MANAGEMENT

We're working to reduce waste within our operations and supply chain.

Intelligent waste management benefits both the environment and our business. We're committed to responsibly managing and minimizing waste produced both in our direct operations and throughout our supply chain through strategies such as increased diversion from landfills and overall waste minimization.

Corning is developing a formal waste management program to create a consistent approach to reducing waste generated by our operations and increasing other diversion pathways such as recycling and beneficial reuse.

WASTE IN THE SUPPLY CHAIN

With manufacturing facilities around the world, Corning relies on a vast network of suppliers. We collaborate with our global supply partners to minimize waste sent to landfills and reduce our environmental impact, as outlined in our [Supplier Code of Conduct](#).

FINDING VALUE IN WASTE

Resourceful teams at Corning are finding new ways to reuse and repurpose materials that formerly seemed to have no use. Our Advanced Optics site in Fairport, New York, diverts 98% of site waste from landfills via recycling, composting, reuse, and waste to energy. Corning Fairport seeks to eliminate waste at its source by recycling items to their highest use and generating energy with what's left.

Our Advanced Optics plant in Canton, New York, focuses on energy sustainability projects including increasing efficiencies of glass-forming furnaces and heat recovery projects that have yielded significant energy savings, lowered energy consumption, and reduced natural gas usage.

Corning plants in Taiwan, the Chinese mainland, Japan, and Korea divert more than 70 million pounds of scrap glass from entering landfills each year. Employees found an innovative way to crush scrap glass into a powdery substance that is repurposed as a raw material for other high-tech glass applications at Corning. In addition to reducing waste and disposal costs, we're able to sell the crushed glass to a supplier that reuses the material.



WATER MANAGEMENT

We're assessing water use and impacts and enhancing water strategies.

Water is essential to Corning's business operations, particularly our manufacturing processes. With water scarcity becoming a critical issue globally, we're committed to improving our product design and manufacturing processes to reduce water use in our direct operations and throughout our supply chain.

We use several tools to manage our water data and assess our impacts at the corporate and facility levels. Through our Environmental, Health & Safety Management Information System, we monitor water withdrawals, discharges, and consumption. All Corning manufacturing sites are certified to ISO 14001:2015 and use environmental management systems to manage water use and identify ways to improve water efficiency and quality.

Since 2018, Corning has publicly responded to CDP's Water Security program, a management tool that helps us align with global standards and provide transparency for customers and stakeholders. In addition, in 2020, we used World Resources Institute's (WRI) Aqueduct Water Risk Atlas tool to assess levels of water stress across our organization and identified facilities exposed to water risks.

COMBATING ALGAE IN THE FINGER LAKES

Over the past few years, the scenic Finger Lakes in New York, located just north of our headquarters, have experienced an increase of harmful algal blooms. The overgrowth of this blue-green algae can produce toxins harmful to people and animals and in turn hurt the tourism industry that helps drive the regional economy.

Corning has teamed with local organizations and universities to combat this issue and protect waterways. Since 2014, we have co-hosted the annual Finger Lakes Harmful Algal Bloom Symposium. In 2018, we committed \$50,000 to develop a watershed plan to improve water quality in Seneca and Keuka lakes.

Corning has been collaborating with New York colleges in testing our hyperspectral imaging sensors technology to detect harmful algal blooms before they are visible. Operational flights began in 2019 and continued in 2020.



CORNING RECOGNIZED FOR WATER CONSERVATION INITIATIVE

Corning was one of 10 companies recognized at the 2020 ENERGY STAR® annual industrial partners meeting for new projects that save natural resources. Project Clean Water, initiated at our Hickory Manufacturing and Technology Center in Hickory, North Carolina, was named a top project by peer companies who are also members of ENERGY STAR®.

Project Clean Water recycles the water used in manufacturing and greatly reduces the amount of water discharged from the Hickory plant to the local municipality's treatment facility. To do this, members of Hickory's Global Energy Management team installed an ion exchange water treatment system that removes contaminants from the process water, while an ultraviolet lamp controls any biological growth. The water is then filtered and returned in a closed-loop design to be used for manufacturing multiple times.

The new system also enhances energy efficiencies by allowing water pumps to run less frequently, enabling the plant to reduce the volume of water it uses by 15 million gallons a year. The technology behind Project Clean Water has been installed at additional Corning manufacturing facilities.



RESEARCH FACILITY

Reduces Water Use by

30%

Sullivan Park, Corning's global research and development center in Painted Post, New York, is using nearly 30% less water annually thanks to new equipment installed by the site's GEM team. The team installed equipment that removes calcium and hardness from the water to reduce higher water-treatment costs. The new equipment also significantly increases the number of times the water can be used.



PEOPLE

Corning's success depends on the full engagement and contribution of our 50,000 employees around the world, who are among the most creative and innovative anywhere. We're committed to providing each of them with a safe, welcoming, and inclusive work environment and culture that enables them to contribute fully and develop to their highest potential.

TRAINING AND CAREER DEVELOPMENT

Corning recognizes the rich contributions that employees can make over the arc of their careers, and we work to equip them to grow professionally and thrive.

A central element of Corning's employee development framework is leadership training. We offer programs to increase leadership effectiveness for employees in first-line supervisor roles all the way to senior management.

Successfully executing innovation programs requires capable program managers, as well as an environment and governance structure that supports them. Our Leadership Fundamentals for Program Managers provides an interactive, skill-based experience that enables innovation program managers to refine and develop the capabilities that will accelerate their performance and impact.

Another example of leadership development is the Global Leadership Assessment and Coaching (GLA&C) program, which offers tailored executive coaching and immersive simulations that provide a personalized learning experience for emerging leaders, particularly those preparing for, or navigating, a transition. The program leverages a combination of technology and assessments to provide holistic and individualized developmental feedback in the context of the rapidly changing work environment and culture at Corning.

In the U.S., recent graduates gain exposure to roles across our global business segments through [rotational and developmental programs](#) that place them in competency-building roles and work assignments. For international professionals, we provide opportunities such as Corning China's nine-month Leadership Development Program, of which 30% of the current China Business Council members are graduates.

CONTINUAL CONVERSATIONS

Corning employees at all levels in the company pursue career development through continual conversations with their managers. We are currently piloting

a Straight Talk program that focuses on building managerial skills in conversations such as expectation setting, performance management, feedback, and career discussions. In addition, our Human Resources business partners conduct one-on-one career discussions with emerging, high-potential talent to better understand career objectives, mobility preferences, and placement on specific succession plans.

These discussions are enriched through our online career platform. Upgraded in 2020, this platform now enables employees to define development objectives, search role profiles, and conduct role profile self-assessments. In 2020, half of all salaried employees took advantage of this resource. In addition, our new skills portlet enables employees to showcase their skills for greater visibility within our organization. Leaders report using this portlet to quickly staff project teams with employees having the desired capabilities and skills.

PERFORMANCE REVIEWS

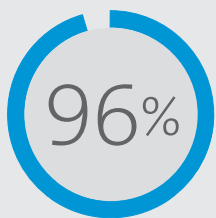
An important aspect of Corning's review process is that employees co-own the process. Employees draft their own work objectives, summarize their accomplishments in their draft

performance evaluations, and are encouraged to participate fully in the review discussion. In 2020, 98% of our salaried employees participated in the performance review process. Discussions are underway to explore expanding participation of our nonunion hourly employees using the standard online performance process.

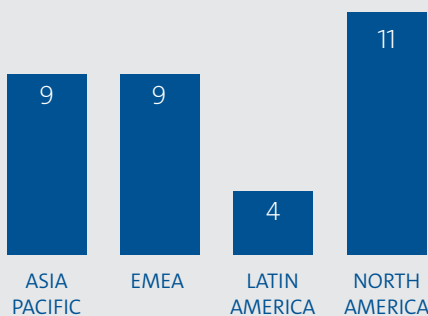
VALUED EXPERIENCE

We especially value our many long-tenured employees and have a longstanding tradition of recognizing them and celebrating their contributions to Corning's success. Throughout the year, we highlight employees who have been with us for 10, 20, 30, and 40-plus years, and we annually celebrate employees, many now retired, who began their careers with Corning 50 and 75 years ago. We respect their knowledge and deep expertise accumulated over many years with Corning and appreciate their ongoing contributions to our company.

GLOBAL SALARIED EMPLOYEE RETENTION RATE



AVERAGE YEARS OF SERVICE





CULTIVATING QUALIFIED CANDIDATES

We support science, technology, engineering, and math (STEM) education to attract and prepare individuals for careers at Corning. We reach students from early childhood through high school, graduate, and doctoral levels. We inspire young people through summer camps, science fairs, technical skills classes, and internships. Our undergraduate through doctoral programs include the Technician Pipeline Program and Graduate Research Scholars Program.



Our technical and nontechnical [internship programs](#) introduce a diverse range of college and graduate students to our company, culture, and career opportunities while providing valuable skill development.

CREATING TECHNICAL CAREER OPPORTUNITIES

Through our Technician Pipeline Program (TPP), motivated young people, including nontraditional students, receive tuition assistance and career opportunities leading to full-time roles as technicians in Research, Development, Manufacturing Technology & Engineering, and Advanced Optics. Since 2008, our TPP has brought nearly 50 technicians into the ranks of Corning's Technology Community. It offers a career entryway to bring more underrepresented minorities and women into these critical support roles.

Participants receive a full salary as well as financial and academic support for two years. In return, they work part time for Corning and earn an associate in applied science degree in a select technology program at Corning Community College or Monroe Community College. Upon graduation, participants transition to full-time technical roles and actively participate in the TPP Professional Learning Community. This win-win-win arrangement benefits Corning, the participants, and our communities by bringing jobs to regions that are home to Corning facilities. [Read how Corning advances science and engineering education.](#)



LABOR RELATIONS

Providing a positive work environment is critical to our success.

At Corning, we strive to maintain a positive work environment through human resources practices designed to support employee satisfaction and growth. Strong management systems are essential; accordingly, the global Human Resources function partners with business leadership to assess managerial strengths and gaps, to define improvement strategies, and to conduct effective management training.

All Corning facilities operate in full compliance with labor laws. These include all laws and regulations related to working hours and minimum required breaks and rest periods.

Corning also respects the rights of our employees to peacefully and lawfully form, join, not join, or leave workers' associations of their own choosing. All our businesses respect the rights of workers to communicate openly with management regarding working conditions without fear of retaliation, harassment, intimidation, or interference.

When undertaking significant operational changes that could impact employees, we communicate the changes and provide advance notice according to country-specific laws and regulations, internal policies, and, where applicable, the provisions of collective bargaining and works council agreements.

Such topics include:

- Significant changes in technology or methods of operation affecting working conditions
- Workforce reductions, collective redundancies, or layoffs
- Sale or discontinuation of business or operations in whole or part
- Mergers and acquisitions
- Subcontracting or outsourcing of work

Under European codetermination regulations, additional information and consultation may apply to these matters:

- Economic and financial situation of the company
- Anticipated development of business and of production and sales
- Employment levels and future forecasts
- Environment, health, and safety
- Ethics and compliance
- Investments
- Organizational structure and anticipated changes

Additional communication and consultation with Corning's transnational European Employee Committee may be required where significant changes impact more than one EU country.

EMPLOYEE WELL-BEING

We offer competitive compensation and a wide range of benefits.

Corning's ability to endure and excel depends on the talent, dedication, and well-being of our people. We provide a comprehensive array of employee benefits and programs focused on three key areas:



TOTAL HEALTH

Helping employees and their families get and stay healthy



TOTAL WEALTH

Offering competitive pay opportunities that include innovative and valuable benefits



TOTAL SELF

Encompassing a combination of work/life balance benefits and career development opportunities

[Learn more about Corning Total Rewards](#)

A SAFE WORKPLACE

We're committed to achieving a consistently high level of safety through constant vigilance and evolution.

SETTING GLOBAL STANDARDS

Change is a constant at Corning, and continuous improvement extends through all functions, including safety. As our organization evolves, our goal is to protect every employee at every location across our growing enterprise.

We are currently implementing an upgraded set of safety standards that set uniform expectations globally. As of 2020, we have released 30 new and improved standards, including a pandemic contingency plan. During 2021, we will work to further embed these standards into our manufacturing operations and expand their reach to our field service, technology center, and office locations around the world.

EMPLOYEE SAFETY TEAMS

Our safety standards engage employee teams and operations leaders in improving the safety management systems within their operations. A global safety steering committee represents all Corning Market-Access Platforms and regions as it promotes a culture of safety excellence to reduce workplace hazards, injuries, and illnesses.

Our safety training program exceeds local regulatory requirements to ensure that all employees understand and are equipped to meet our safety expectations. Training content and frequency varies depending on each employee's role and responsibilities.

We achieved top-quartile safety performance in 2020, based on the 2019 Total Case Incident Rate values of our peer group.



TOP-QUARTILE PERFORMANCE

We track our safety performance using an environmental, health, and safety software platform that provides transparent, real-time metrics. We benchmark our performance through our involvement with a membership-based global environmental, health, and safety networking and service organization. Specifically, we compare our injury and illness data with other global, industry-leading companies, and are gratified that we continue to rank in the top quartile of performance, as measured by Total Case Incident Rates. Safety performance is reviewed at every meeting of the board's Corporate Responsibility and Sustainability Committee.

WORK-RELATED INJURY AND ILL HEALTH*

KEY PERFORMANCE INDICATOR	2018	2019	2020
Fatalities (#)	0	0	0
Fatality Rate	0.00	0.00	0.00
Lost Time Injuries/Illnesses (#)	133	122	123
Lost Time Injury/Illness Rate	0.24	0.21	0.22
Recordable Injuries/Illnesses (#)	334	297	269
Recordable Injury/Illness Rate	0.60	0.50	0.49

*Includes employees and contingent workers

DIVERSITY, EQUITY, AND INCLUSION

The synergies of our differences are key to inspired innovation.

Diversity across all dimensions – including background, education, and perspectives – provides Corning with a critical business advantage. These qualities spark ideas, strengthen business decisions, and help develop breakthrough solutions for our customers. This creative synergy is a hallmark of our company and drives our success. It also creates a diverse and welcoming environment that attracts talented individuals and empowers them to give their best.

Because of its strategic importance, Diversity, Equity & Inclusion (DE&I) is championed at the highest levels of our organization, guided by the Office of Global DE&I, which is led by our chief DE&I officer. In 2020, we focused our DE&I efforts on the targeted development of emerging female talent, increasing the diversity of senior leadership, leveraging underused diverse talent, and deploying a global DE&I education and awareness initiative.

FINDING DIVERSE TALENT

Our diverse workforce is a significant contributor to our culture of innovation, which is why we strive to attract, hire, develop, and retain qualified candidates from varied backgrounds. In addition to our own talent acquisition programs, we collaborate with organizations such as the Society of Women Engineers, Association of Latino Professionals for America, National Society of Black Engineers, National Association of Black Accountants, Out for Undergrad, and military veterans to identify diverse candidates with the skills we need to be successful.

ADVANCING DIVERSITY

We continue to make progress increasing the diversity of our leadership. In 2020, we replaced our Management Committee with a newly created Senior Leadership Team with more diverse representation from our global regions. Although there is more work to do, especially regarding women in leadership roles, we are proud of the significant diversity gains we have achieved in recent years. Since 2010, gender and ethnic diversity among members of the Corning Management Group, which includes about 230 of the company's top leaders, increased from 28% to 46%; corporate officers from 21% to 31%; and division teams from 41% to 58%.

GENDER PAY EQUITY

We believe in equal pay for equal work and are proud that Corning annually tracks and implements actions to maintain 100% pay equity in our seven largest work locations (the U.S., Chinese mainland, France, Korea, Mexico, Poland, and Taiwan), representing more than 90% of our global salaried employees. We are advancing pay equity globally, with the goal of having all of our salaried workforce included in our annual analyses by the end of 2021.

EXCELLENCE IN DIVERSITY, EQUITY, AND INCLUSION

Named to “Best-of-the-Best” Corporations for Inclusion by the National Business Inclusion Consortium for five consecutive years

Earned a score of 100 on the Disability Equality Index and recognition as a “Best Place to Work” by the American Association of People with Disabilities and Disability:IN for three consecutive years

Named a “Top Supporter of Historically Black Colleges and Universities (HBCUs)” by the Council of Engineering Deans of HBCUs for 16 consecutive years

Named a “Best Employers of Asian Pacific Americans” & “Best Company for Mentoring” awards from the Asia Society

Named a “Top Employer in China” by the Top Employers Institute for three consecutive years

Scored a 90 or above on the Human Rights Campaign Corporate Equality Index for 15 years

In 2021, we will continue working to advance diversity across our global leadership team, include diverse candidates in succession planning, and create an even more inclusive workplace. [Learn more in our 2020 Global Diversity, Equity & Inclusion Annual Report.](#)



EMPLOYEE COMMUNITIES

Employees find that joining one (or more) of our 16 [Employee Resource Groups](#) (ERGs) helps them meet each other, network, and develop a deeper sense of belonging within our inclusive culture. Corning's ERGs, many of which have multiple chapter locations, represent employees who are women, Black, Asian, Latino, Native American, people with disabilities, and members of the LGBTQ+ community, and veterans, among others. The ERGs are also vital in raising awareness around issues, recruiting and retaining diverse talent, and inspiring corporate leadership to adopt new policies, practices, and services. These ERGs, which are open to all Corning employees, include nearly 4,000 members in 59 chapters around the world.

We evolve existing ERGs and add new ones in response to employee interests and needs. In 2020, three Black ERGs that have contributed to Corning's DE&I initiatives for more than 40 years merged

to form the Corning Black Employees Network (CBEN). This unified group will continue to fulfill the objectives and missions of its predecessor groups – the Society of Black Professionals, the Black Technology Network, and the Black Growth Council – while leveraging the strengths of its collective members to work with key Corning leaders to advance DE&I and help prepare Black employees for opportunities to serve as leaders and contribute to Corning's continued success.

ADVANCING WOMEN

At Corning, women are helping develop the next generation of life-changing innovations – just as they have for [more than a century](#).


Through our Diversity in Leadership initiative to increase representation of diverse employees at the highest levels of the company, women now account for 23% of our Corporate Management Group, which includes about 230 of our top leaders globally. Women also represent

20% of our corporate officers and 39% of our divisional leadership direct staffs. As part of this ongoing effort, in 2019 Corning launched a "Women at Corning" campaign focused on advancing younger women by instilling a simple message – "At Corning, the future is here. The future is her."

WOMEN HELPING WOMEN

Corning women have banded together to create better pathways for the next generation of female leaders. That's the goal of our [UP²](#) Initiative, through which our top 200 female leaders mentor at least two other women, who in turn coach two other women, and so on, creating a powerful multiplier effect. Already, hundreds of women have been impacted through one-to-one mentoring, networking, sharing best practices, and participating in regional UP² events.

In 2021 and beyond, we will work to achieve global pay equity for women, continue to explore the concept of a living wage, and further advance diversity globally.



SPEAKING UP FOR SOCIAL JUSTICE

When we see social inequality, we cannot stay silent. We speak up and take action.

We believe in educating stakeholders on and engaging in environmental and social policy discourse relevant to our company and our industries.

CHAMPIONING CHANGE

Concerned by the persistence of racial inequality in the United States, in 2020 we established the Office of Racial Equality and Social Unity to champion change within Corning, the communities in which we operate, and at a national level. The office will work to break down racial and social barriers for our employees. This includes improving resources and access for underrepresented groups, fostering communication and understanding, and championing marginalized voices.

Steps taken in 2020 include engaging in police reform efforts in Central New York, making Martin Luther King Jr. Day a paid holiday for U.S. employees beginning in 2021, and banning display of the Confederate flag on all Corning properties worldwide. We also sponsored the launch of the [Finger Lakes Youth Forum](#) for students at Corning-Painted Post High School to talk about difficult topics, share experiences, and create action, along with

a corresponding podcast, “amplifyVoices.” In addition, we created *Intersections*, a digital learning series on our employee intranet, to promote employee education and dialogue.

We recognize there is much work to do to promote racial equality and social unity at Corning and beyond. We are committed to listening to all stakeholders and finding effective ways to drive sustainable progress within our communities, including by influencing national and international discourse to address these important issues.

SUPPORTING POLICE REFORM

Amid growing unrest with policing practices in the United States, Corning is advancing a community process for racial reconciliation and community stability in Central New York state. Specifically, we are supporting the Police Reform and Reinvention Collaborative for the City of Corning and the Steuben County Sheriff’s Office.

One of our employees served as the full-time program manager to facilitate the development of a police reform plan. Through this interim position, she helps these organizations comply with a recently enacted New York state requirement for municipalities to consult with multiple stakeholders in the local police force and community groups.

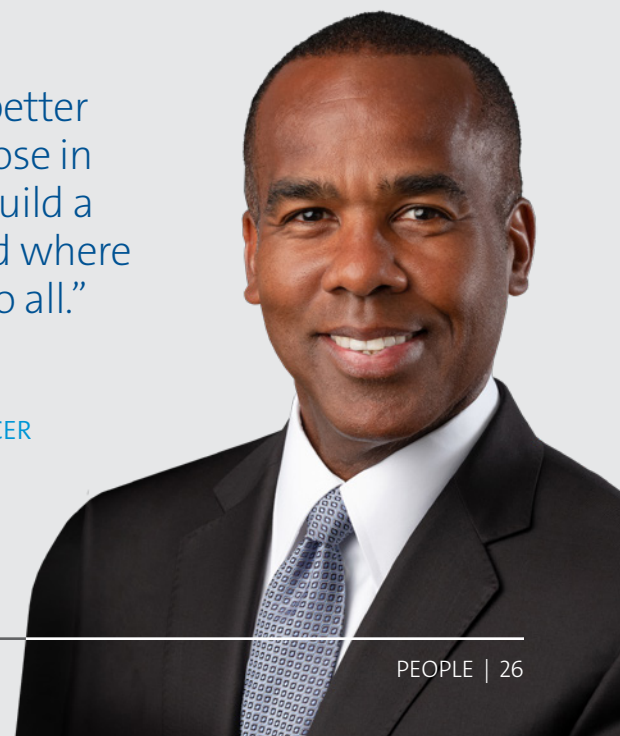
STANDING AGAINST DISCRIMINATION

Corning stands against all discrimination and has repeatedly supported legal protections for all lesbian, gay, bisexual, transgender, and queer people. In 2019, Corning joined more than 200 major corporations in signing an amicus brief filed with the U.S. Supreme Court related to its landmark ruling that discrimination in the workplace based on an employee’s sexual orientation and gender identity is prohibited under Title VII of the Civil Rights Act of 1964.

“There is an urgent need to take action and build better futures for disadvantaged groups, especially for those in communities of color. We must work together to build a world where racism and inequality have no place and where opportunity, education, and safety are accessible to all.”

LEWIS STEVERSON

EXECUTIVE VICE PRESIDENT & CHIEF LEGAL AND ADMINISTRATIVE OFFICER





RESPECTING AND PROTECTING HUMAN RIGHTS

Corning believes in the fundamental dignity of the individual. In fact, it's one of our core Values.

Respect for human rights is practiced the same way we practice our other Values – as a part of every interaction with each other and those with whom we do business. We uphold these rights, regardless of race, sex, nationality, ethnicity, age, or other status.

Corning takes a holistic view to upholding human rights. The foundation of our approach is our [Human Rights Policy](#). This statement operates alongside and supports our Code of Conduct; Supplier Code of Conduct; product stewardship programs; global environmental, health, and safety policies and procedures; and compliance program.

Our Code of Conduct outlines employees' ethical and legal obligations toward the protection of human rights. Comparable expectations for suppliers are laid out in our Supplier Code of Conduct. These expectations are further supported by our Equal Employment Opportunity Policy, which mandates that we treat all employees and applicants equally and fairly.

Human rights issues are reviewed at the highest level of our organization by the Corporate Responsibility and Sustainability Committee of our Board of Directors. Our Compliance Council provides additional oversight and periodically reports to the Audit Committee and Corporate Responsibility and Sustainability Committee of the board.

Corning respects and supports human rights as set out in these leading global frameworks.

[UN Global Compact](#)

[UN Guiding Principles on Business and Human Rights](#)

International Labour Organization (ILO)

DEFENDING HUMAN RIGHTS

To ensure that our efforts are directed to the areas where we can make the greatest impact, in 2020 we evaluated human rights risks in our various spheres of influence, including within our own company and those acting on Corning's behalf. Using our Enterprise Risk Management process and risk management platform, we determined that the greatest potential for human rights impact is within our supply chain. With this guidance, we established a 2020 sustainability goal to reduce risk in our supply chain and strengthen our actions in this area. [Learn more about Corning's management of high-risk suppliers.](#)



A RESPONSIBLE, RESILIENT SUPPLY CHAIN

We're committed to a supply chain that reflects our Values and drives positive social impact.

From the sourcing of raw minerals to suppliers' treatment of their employees, the impacts of our purchases reverberate in communities around the world. We have built a supply chain that enables us to deliver exceptional products. We also ensure that it helps create a more sustainable world in three key respects:



ENVIRONMENT

We strive to use sustainable procurement, eco-friendly products, and suppliers that reduce their carbon footprints and other environmental impacts.



SOCIAL

We uphold human rights; responsible sourcing of materials from diverse, small, and local suppliers; and worker health and safety.



GOVERNANCE

We conduct our business ethically and in compliance with all laws and regulations, and we expect our suppliers to do the same.

INTEGRITY THROUGH TRANSPARENCY

Assuring supplier conformance with our [Supplier Code of Conduct](#) expectations is a salient human rights issue for Corning. The policies and practices of our supply chain receive frequent review at the highest levels of our company. The Corporate Responsibility and Sustainability Committee of our Board of Directors has ultimate oversight of policies impacting human rights in our supply chain.

Real-time supply chain visibility is vital to preserving a responsible supply chain. Thus, Corning invests in best-practice tools and technologies to monitor our suppliers.

- We gather real-time information on relevant supplier activity through a supply chain risk management platform and use a supply chain risk-profile-rating solution to assess supply chain risk, track events, and screen prospective suppliers.
- We use a supply chain incident management platform to collaborate across Corning to quickly resolve issues.

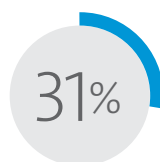
OUR POTENTIAL FOR IMPACT

We rely on 18,000 suppliers across 79 countries, including 1,200 Tier 1 production suppliers. In 2020, Corning purchased \$5.4 billion in raw materials, parts and consumables, professional services, trade compliance, and transportation. The scope of our supply chain presents the opportunity to drive positive change.

SUPPLY CHAIN PURCHASES BY REGION



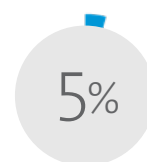
NORTH AMERICA



EMEA



ASIA PACIFIC



LATIN AMERICA

MANAGING SUPPLIERS

We carefully engage with our suppliers at every step – from identifying potential suppliers to screening, onboarding, monitoring, and taking corrective action:

— SCREENING

All prospective suppliers are screened to identify potential risks and ensure alignment with Corning's standards, including those related to supply chain social responsibility. Expanded environmental criteria are being developed for application in 2021.

— SELECTION AND ONBOARDING

All new strategic suppliers are assessed using onboarding criteria.

— PERFORMANCE MANAGEMENT AND IMPROVEMENT

We use supplier scorecards, assessments, on-site audits, supply chain risk monitoring solutions, and quarterly business reviews to monitor and improve supplier performance. In 2020, Corning conducted Corporate Social Responsibility training for our strategic suppliers in the Chinese mainland, Hong Kong, and Taiwan. This training is being expanded to suppliers worldwide in 2021.

— CORRECTIVE ACTIONS AND CONSTRUCTIVE ENGAGEMENT

We work with our suppliers to meet our expectations. This not only benefits our company but also improves working conditions, protects the environment, and builds a stronger pool of suppliers for our entire industry.

OUR EXPECTATIONS

All Corning suppliers are expected to demonstrate social and environmental responsibility, as outlined in our [Supplier Code of Conduct](#) and [Human Rights Policy](#). We use these foundational policies, which are reviewed annually, to ensure ethical procurement and labor practices. Our Supplier Code of Conduct embraces the International Labour Organization's Declaration on Fundamental Principles and Rights at Work. It also requires that suppliers comply with environmental regulations and reduce their negative impacts on the environment. [Learn more about our supplier management process.](#)

MONITORING SUPPLY CHAIN RISKS

We proactively identify, monitor, train, and engage with suppliers, especially those that may pose a higher risk. Using data from the global amfori Business Social Compliance Initiative, we determined that 17% of our suppliers are located in, and 13% of our purchases originate in, high-risk countries.

In 2018, we addressed findings from third-party audits of all our highest-risk suppliers. Since then, we have expanded audits to medium-risk suppliers and conducted reaudits of some of our highest-risk strategic suppliers, including contract manufacturers. In 2020, we provided awareness training on forced labor/slavery and human rights/trafficking to suppliers in the Chinese mainland, Hong Kong, and Taiwan. In 2021, we will expand to all strategic preferred and high-risk suppliers.

Although we believe we have made considerable progress in responding to human rights risks and impacts, we are continuing to press for further improvement. [Learn more in Corning's 2020 Statement on Efforts to Combat Human Trafficking and Slavery in Our Supply Chains.](#)



RESPONSIBLE SOURCING

As a global technology company, Corning manufactures advanced industrial products, some of which contain small amounts of mineral precursors of the metals tantalum, tin, tungsten, and gold (3TG), which are found in small amounts in many electronic products. Known as conflict minerals, these materials may originate from mines in regions where armed conflict is present. Corning is committed to the ethical sourcing of these minerals. We strive to eliminate any connection between the materials used in Corning products and armed violence or human rights abuse. We expect our suppliers, and, in turn, their suppliers, to do the same.

Corning enforces this position through our Conflict Minerals Policy and due diligence framework, which we broadened in 2020 to include cobalt and other minerals from conflict-affected, high-risk areas.

To strengthen our ability to rely on only ethical sources, Corning joined the Responsible Minerals Initiative (RMI), a global organization focused on responsible mineral sourcing issues.

Through the RMI, we collaborate with industry peers on best practices and access resources. We require supplier compliance with the Responsible Minerals Assurance Process, which includes an independent third-party audit process of smelters and refiners. We monitor supplier performance via RMI's conflict minerals reporting template. When needed, we request corrective action, which may include removing smelters from our supply chain.

Read our [Conflict Minerals Report](#) filed annually with the U.S. Securities and Exchange Commission (SEC) and our [Conflict Minerals Policy](#).

WANTED: SMALL, LOCAL, DIVERSE BUSINESSES

We welcome small and minority-, women-, and veteran-owned businesses as vendors for their ability to foster our innovation and strengthen local economies. They also often embrace sustainability. For these reasons and more, we give these diverse businesses the opportunity to participate in our contracting and procurement process. We engage with organizations including the National LGBT Chamber

of Commerce, the National Minority Supplier Development Council, and the Women's Business Enterprise National Council to engage with these business owners. In 2020, we worked with 678 diverse suppliers in the U.S.

Corning locations around the world place a priority on purchasing supplies from local suppliers. This practice benefits the environment by reducing transportation-related carbon emissions. We find that it also strengthens resiliency and oversight and fosters lasting, trusting supplier relationships. In 2020, 75% of our total global purchases were from suppliers located in the same country as the purchasing Corning operation.

Corning named a National Business Inclusion Consortium "Best-of-the-Best Corporation for Inclusion" for the fifth consecutive year.

To strengthen our ability to rely on only ethical sources, Corning joined the Responsible Minerals Initiative, a global organization focused on responsible mineral sourcing issues.





COMMUNITIES

Corning and our employees are committed to building stronger, more vibrant communities in all the locations in which we operate.

Through philanthropy and investments, Corning seeks to boost economies and build healthier, more resilient communities where people are engaged, businesses thrive, and rich educational opportunities are available to all. Our employees serve as role models in their communities, and we encourage and reinforce their volunteer efforts and charitable contributions.

IMPROVING QUALITY OF LIFE

The [Corning Incorporated Foundation](#), established in 1952 to administer Corning's charitable donations, has been positively impacting the U.S. communities where Corning operates for nearly seven decades. By partnering with local nonprofits, providing grants for programming, and engaging our employees, the Foundation creates a sense of belonging, pride, and optimism. The Foundation puts four key themes at the heart of its giving program:

EDUCATION

to provide youth the tools to build a bright future, with an emphasis on science, technology, engineering, arts, and math

HUMAN SERVICES

to support programs that address basic human needs for survival and physical health with an emphasis on at-risk youth

CULTURE

to sustain and foster creativity in the arts and bring people together in ways that refresh the mind and inspire the soul

VOLUNTEERISM

to encourage Corning employees to offer their time and resources to support their communities and to commend those who do

During 2020, the Foundation and our employees pivoted from planned activities to address the pressing needs for essential resources due to the pandemic. We also launched a new, user-friendly employee program management platform that allows employees to use their credit cards to donate and match directly to eligible nonprofit organizations. The Foundation covers the administrative fee, so 100% of employee donations go directly to the nonprofits.

PROMOTING ECONOMIC DEVELOPMENT

Corning Enterprises, created by Corning in 1983, works to make the Corning Valley region in New York state a place where employees want to live, learn, work, and raise their families. Enterprises collaborates with private- and public-sector leaders to drive economic development, strengthen human services, and improve the quality of life in the

greater Corning area, where approximately 6,000 of our employees live and work near our global headquarters.

Corning Enterprises has a long history of partnering to attract and invest in businesses that enhance the quality of life for the greater Corning community and to build a stronger economic base for the region. One major focus is Corning's downtown, home to more than 250 small businesses and dozens of events annually, all managed by the Gaffer District management association, which receives the majority of its funding from Enterprises. The redevelopment of Corning's historic Market Street now includes more than 100 renovated, market-rate apartments in response to employee desire to have a downtown living alternative. In 2020, several new apartments were added, and six new businesses opened with support from Enterprises.

In addition, six area child care programs received \$2.5 million in support from Corning Enterprises in 2020. These programs serve more than 600 Corning-area children aged 6 weeks to 12 years.

A UNIFIED APPROACH

In 2020, Corning Enterprises and the Foundation combined to launch a new organization: Community Engagement. Although both Enterprises and the Foundation continue to exist, they now work together more collaboratively to leverage each other's strengths and skillsets to take on new initiatives. The creation of the aligned organization reflects Corning's message of unity in the communities in which we operate. Through these combined entities, Corning provided approximately \$12 million to support nonprofits and help boost the economies in which we operate in 2020.

KEEPING SMALL BUSINESS BUOYANT

In the small city of Corning, New York, the bustling Gaffer District shops and restaurants surround Corning's headquarters. When customers stayed away during the pandemic lockdown, the Gaffer District management organization launched a Buy Now, Shop Later program to help businesses stay afloat. The program encouraged locals to buy gift certificates at participating retailers for use when the local economy reopened. Corning Enterprises stepped in, matching \$100,000 in gift card purchases, a goal met in just three days.

Later, as restrictions were eased, Corning awarded grants totaling \$16,000 to assist local businesses in moving their operations outside when Market Street was closed to traffic and opened to restaurants and pedestrians. Enterprises also provided \$150,000 to build emergency loan funds in Steuben and Chemung counties for small businesses to access low-interest loans and donated \$190,000 to Southern Tier school districts to assist families with meeting remote learning needs.



EMPLOYEE PHILANTHROPY AND VOLUNTEERISM

Our people enrich their communities through charitable giving and volunteering.

EMPLOYEE GIVING

Corning employees have a long history of giving back to their communities. Through a Matching Gifts program, Corning matches individual charitable donations up to \$7,500 per employee annually. In 2020, Corning matched \$1,108,326 in employee donations.

Our employees in New York are lead supporters of the United Way of the Southern Tier. In 2020, they pledged more than \$1.4 million, and the Corning Foundation awarded grants totaling \$560,000, which combined accounted for more than 50% of total campaign donations. The Foundation and Corning employees in other U.S. locations gave more than \$285,000 and \$646,000, respectively, to their local United Way organizations, for total 2020 pledging of nearly \$3 million to United Ways across the U.S.

EMPLOYEE VOLUNTEERISM

To encourage employees to support causes they believe in, we introduced a Dollars for Doers program in 2018 and an Excellence in Volunteerism award in 2019. In 2020:

- 295 employees participated in Dollars for Doers, volunteering for a total of 9,559 hours, which drove \$143,385 back to eligible nonprofits. In addition, 43 employees each logged 100 volunteer hours – the maximum for the program.
- 55 employees each received an Excellence in Volunteerism award and a \$1,000 grant from the Corning Foundation, which they then gave to eligible nonprofit organizations.

In 2020, Corning matched more than
\$1.1 million
in employee charitable donations.

PROMOTING STEM EDUCATION

Our employees frequently apply their professional skills and expertise to volunteer efforts that enrich science, technology, engineering, and math (STEM) education. STEM education creates critical thinkers, increases science literacy, and enables the next generation of innovators who are better prepared for promising futures within Corning and our industry.

In China, Corning has presented Corning Glass Class since 2018 to inspire primary school students by introducing them to applications of specialty glass, optical fiber, and ceramic materials. So far, Corning volunteers have revealed the fascinating world of material sciences to more than 600 class participants.

As a company, we also donate time, products, and money to students in STEM. For example, in 2020 Corning Life Sciences donated products to college students on SUNY Oneonta's International Genetically Engineered Machine team for its synthetic biology competition and virtual science camp for middle schoolers. [Learn more about Corning's contributions to STEM education.](#)



students to solve real-world problems using any of three materials that are core to Corning's innovations – glass, fiber, or ceramics. Collaborating with Corning scientists through daylong workshops, students developed numerous innovative concepts. One entry envisioned transparent, touch-capable hospital curtains that connect patients with the outside world. Another concept was a luminous glass hand tool for precise, safe engraving.

EXPANDING OPPORTUNITIES

In 2018, the competition expanded to Hefei, home to Corning's new Gen 10.5 LCD glass substrate facility in the Chinese mainland – the largest in the world. In the first year alone, 350 students from 22 educational institutions submitted entries. A team of aspiring scientists in the 2019 competition conceived of a ceramic dust mask, which garnered the grand prize.

Although the 2020 competitions were adjusted to an online format due to COVID-19 restrictions, more than 1,800 students from 125 universities on the Chinese mainland participated. Judges reviewed 270 proposals and selected three top teams following the final competition.

DEVELOPING FUTURE INNOVATORS

Corning is motivating young people to innovate through educational programs and competitions around the world. In Asia, the Corning Display Technologies Taiwan (CDTT) Future Innovator Competition has inspired more than 6,000 student participants since 2015.

The competition challenges college, graduate, and doctoral

SUPPORTING COMMUNITIES DURING COVID-19

In response to an unprecedented global challenge, Corning stepped up to help.

As the extraordinary scope and duration of the pandemic heightened needs for essential resources globally, Corning and our people addressed critical needs with donations and volunteer service.

- Nippon Paint China and Corning donated 5 million RMB (more than \$750,000) in paint containing Corning® Guardiant®, a novel antimicrobial paint additive, to four Hubei, China, COVID-19 designated hospitals.
- Corning donated laboratory supplies including 100,000 pipettes as well as \$10,000 in collaboration with Infratel Italia, the in-house telecommunications company of Italy's Ministry of Economic Development, which organized distribution to medical facilities.
- Our optical fiber manufacturing plant in Chakan, Pune, India, donated medical supplies and masks to protect front-line workers. Employees at the facility also donated essential groceries to those in need during the nationwide lockdown.
- Optical Connectivity Solutions and Corning Life Sciences employees in Reynosa, Mexico, donated kits with 22,000 pairs of gloves and other personal protective equipment for medical staff.
- The Corning Foundation awarded a \$50,000 grant to the Centers for Disease Control and Prevention (CDC) Foundation's COVID-19 Emergency Response Fund.



GIVING... AND RECEIVING


Early in 2020, Corning China donated more than \$300,000 worth of personal protective equipment (PPE) to the community in Wuhan, Hubei, China, among others. In addition, the Corning Foundation awarded a \$25,000 grant through Give2Asia, a nonprofit that connects corporations, foundations, and individual donors with trusted charities in 23 countries, to support prevention and disinfection efforts in the Dongxi Hu district of Wuhan. Months later, when infections were spreading globally, Hubei Province returned the favor. The local government donated 50,000 surgical masks to Corning's headquarters in appreciation for Corning's support during the early days of the pandemic.

LEADING RESPONSE IN NEW YORK

Corning played a leading role supporting pandemic relief efforts in New York. The Corning Foundation established the COVID-19 Unity Response Fund to serve essential community needs exacerbated by the pandemic. In partnership with three other funders, the Unity Fund supported local human services organizations with more than \$520,000. The Foundation provided initial funding of \$100,000, and Corning's senior management and members of our Board of Directors personally donated more than \$100,000. Funds met basic needs, such as food assistance and mental health care and helped ease the burden on essential workers. In recognition of its impact, the Unity Fund won the Corning Area Chamber of Commerce Community Leadership Award.

CORNING'S SUPPORT FOR OTHER EFFORTS IN NEW YORK INCLUDED:

- Expediting shipments of laboratory consumable products, including 100,000 centrifuge tubes and cryogenic vials, to support COVID-19 testing at the New York State Laboratory in conjunction with the New York Department of Health.
- Establishing an emergency food-packing hub in collaboration with the nonprofit Food Bank of the Southern Tier and the Corning-Painted Post School District to address increased demand for food assistance.



[Learn more about how Corning and our people responded to COVID-19.](#)



A GLOBAL COMMITMENT

Our people show their concern and compassion where they live and work.

As our global footprint expands, Corning is committed to supporting communities in every location in which we operate.

SOUTHEAST ASIA CREATIVE WELLNESS CHALLENGE

During a time of social distancing, our employees in Singapore, the Philippines, Vietnam, and Indonesia have found safe ways to virtually connect and collectively participate in wellness activities. In teams and individually, Corning employees raised \$15,000 through pledges for local charities as they worked toward personal goals such as cycling, jogging, or weight loss to improve their mental and physical well-being.

CHINESE MAINLAND CHILDHOOD EDUCATION

For more than 15 years, more than 1,000 Corning employees have supported the “One-on-One” donation program that provides school supplies to rural schools. More than 2,000 underserved children in Yingjing County – located approximately 110 miles from our Chengdu facility – have benefited as a result.

INDIA TREE PLANTING

On World Environment Day each year, employees in Pune, India, plant trees within and outside the plant premises. In 2019, the employees teamed with officials from the local pollution control board to plant 140 trees outside Corning’s optical fiber manufacturing facility. Since 2013, employees have planted more than 5,000 trees.

SOUTH KOREA CHILDHOOD IMMUNIZATIONS

To help unregistered children get immunized against six deadly childhood diseases, Corning employees in Korea donated time, fabric, and funds. Through a creative UNICEF program, each employee created an “Awoo Doll” (“awoo” means younger sibling in Korean) as a personal reminder of the more than 290 million children around the world who are not registered after birth, and therefore often are not immunized. Per every Awoo Doll, UNICEF was able to provide one complete cycle of immunizations against six deadly childhood diseases (pertussis, childhood tuberculosis, tetanus, polio, measles, and diphtheria) plus a mosquito net to help prevent mosquito bites that cause malaria.

JAPAN TYPHOON CLEANUP

When disaster strikes, Corning employees in Japan respond. Over the years, volunteers have helped communities clean up and get back to normal quickly. Employees raised funds to support those affected by earthquakes and donated products for disaster relief.

MEXICO HURRICANE RECOVERY

When Hurricane Hanna hit Reynosa, Mexico, in 2020, Corning employees donated more than \$50,000 to 400

fellow employees who experienced losses due to flooding. In addition, the Corning Foundation provided \$20,000 to replace home furnishings in six hurricane-impacted neighborhoods in Reynosa.

TAIWAN FACE MASK DONATION

Since 2017, our Precision Glass Solutions (PGS) team in Taipei, Taiwan, has volunteered its time and provided monetary donations to a local nonprofit organization and nursing home for children with physical and mental challenges. In 2020, the PGS team volunteered time to assist the residents and donated 22,500 face masks, a three-month supply, made by Corning Taiwan for pandemic aid.

EMEA WOMEN IN STEM PROMOTION

Seven female leaders represented Corning at the 2020 Perspektywy Women in Tech Summit, an annual event that draws thousands of women in computing, technology, and science roles. Corning participants led tech talks, workshops, and mentoring sessions – sharing knowledge and career advice to inspire young scientists and engineers and demonstrating Corning’s commitment to advancing women in the workplace.



GOVERNANCE

Acting with integrity enables us to earn the respect and trust of our stakeholders. Strong corporate governance helps us safeguard our assets, behave ethically, and deliver on our commitments responsibly.

Strong corporate governance is the cornerstone that supports our success. We continually work to maintain effective governance, appropriate oversight, and clear accountability across all aspects of our business, including sustainability.

Responsibility for our long-term success rests with Corning's Board of Directors, which has ultimate oversight of our enterprise. The board plays a key role in assuring that Corning remains focused on our strategic priorities and that our actions reflect our core leadership philosophy.

Beyond board oversight, corporate governance at Corning comprises an integrated system of processes, policies, and standards underpinned by our Values. The Corporate Responsibility and Sustainability Committee oversees our commitment to sustainability.

[See our full suite of information and resources relating to corporate governance.](#)



Board members as of June 2021

OUR ENGAGED, DIVERSE BOARD

Our board members drive growth through their expertise, engagement, and oversight.

A WELL-QUALIFIED BOARD

Corning's Board of Directors is comprised of accomplished professionals with a diverse range of backgrounds, education, professional experiences, and areas of expertise. Diversity of gender, age, and ethnicity also contributes to the wide range of knowledge and opinions represented on our board. As a global leader in materials science, we also benefit from four directors who hold doctorates in science, technology, or mathematics.

Fresh voices bring value to our decisions, which is why we periodically refresh our board. We maintain a pipeline of exceptional candidates to join us as vacancies arise.

In 2020, we joined The Board Challenge in its initiative to increase diversity among boards of directors for U.S. companies. As a Charter Pledge Partner, we pledged to use our resources to accelerate change, drive visibility, and encourage other companies to increase the diversity of their boards.

COMMUNICATING WITH SHAREHOLDERS

Our board follows the principles embodied in the Shareholder-Director Exchange (SDX) Protocol as a guide for effective, mutually beneficial engagement between shareholders and directors. We also align our practices with the Investor Stewardship Group's framework of stewardship principles for institutional investors, as well as its corporate governance principles for U.S. listed companies. In 2020, board members met with shareholders representing approximately 40% of our outstanding shares and approximately 60% of our top 50 shareholders.

SUSTAINABILITY GOVERNANCE

Our sustainability approach is governed by a structure of leadership, oversight, and goals that encompass our entire enterprise:

BOARD LEVEL CORPORATE RESPONSIBILITY AND SUSTAINABILITY COMMITTEE	SENIOR LEADERS SUSTAINABILITY STEERING COMMITTEE	MANAGEMENT SUSTAINABILITY WORKING COMMITTEE
Includes three members of the Board of Directors and typically meets five times a year	Includes representatives from cross-functional areas and meets quarterly	Includes cross-functional and cross-organizational representatives and meets monthly
Oversees the company's sustainability programs Monitors strategies and policies in the areas of public relations and reputation (including supply chain and human rights policies); employment policy and employee relations; government and public policy; and environmental and community responsibility	Oversees the activities of the Sustainability Working Committee, including review and approval of work efforts	Provides updates and recommendations to the Sustainability Steering Committee Monitors sustainability performance Coordinates initiatives toward the company's short- and long-term sustainability goals and objectives

[Learn more about our board members](#)

ENTERPRISE RISK MANAGEMENT

Sustainability-related issues are embedded in our risk management process.

Although our chief executive officer and other members of our Senior Leadership Team are responsible for the day-to-day management of risk, our board is responsible for oversight of the company's risk management program. The board exercises this oversight responsibility directly through its committees.

CORNING RISK MANAGEMENT STRUCTURE

BOARD OF DIRECTORS		
Audit Committee	Compensation Committee	Finance Committee
Information Technology Committee	Corporate Responsibility and Sustainability Committee	Nominating and Corporate Governance Committee
Management/Risk Council		

[Learn more about Corning's risk management approach in our 2021 Proxy Statement.](#)

INTEGRATING SUSTAINABILITY-RELATED RISKS

Corning has integrated environmental, social, and governance-related risks into our risk management process. We followed guidance provided by the Committee of Sponsoring Organizations of the Treadway Commission (COSO) and the World Business Council for Sustainable Development (WBCSD). Going forward, we will reference the recommendations of the Task Force for Climate-Related Financial Disclosures to deepen our understanding of the potential impacts of climate-change risk on Corning.

We also identify and prioritize salient human rights considerations throughout our entire supply chain as part of our risk management process. We leverage supply chain risk management software to assess risks associated with suppliers and our own operations, and have identified that the greatest potential for human rights impacts is within our supply chain. [Learn more in the Human Rights section on page 27.](#)

POLITICAL AND LOBBYING ACTIVITIES

Corning is committed to ensuring its political and lobbying activities reflect our corporate Values.

GOVERNMENT AFFAIRS

The political and legislative processes have an important impact on Corning's business activities. As a result, Corning's management and board believe that a government affairs program is a necessary and integral component to facilitating a business climate that enhances stakeholder value.

In conducting our government affairs program, Corning is committed to ensuring that its political and lobbying activities are conducted in full compliance with applicable law and in a manner that reflects Corning's core corporate Values.

POLITICAL CONTRIBUTIONS

Corning's Global Government Affairs group has authority to make decisions on behalf of the company regarding political contributions to nonfederal candidates and other nonfederal political entities where permitted by law. Such decisions are made in consultation with Corning's internal and/or external legal counsel and subject to oversight by our board's Corporate Responsibility and Sustainability Committee. Corning political contributions are made without regard for the political preferences of our executives.

On a semi-annual basis, we will disclose nonfederal political contributions (as described above) that exceed \$1,000 during a calendar year. To view this list, see the [Political Contributions](#) page on Corning.com.

LOBBYING ACTIVITIES

Corning engages with officials in the legislative and executive branches at all levels of government on issues of importance to the company and our stakeholders. Our Global Government Affairs group is responsible for overseeing all of these lobbying activities, and we disclose lobbying activities and expenditures as required by applicable federal, state, and local laws.

From time to time, Corning also encourages citizens to engage in "grassroots lobbying" by contacting legislators and policymakers directly to express the citizens' views on particular matters. For more information, see our Political Contributions page linked previously.



ETHICAL BUSINESS PRACTICES

Corning adheres to the highest standards of integrity in all our business transactions.

Ethical behavior earns the trust of our customers, protects our business, and aligns with our Values. To cultivate a culture of ethics and integrity at Corning, our Compliance Council oversees a centralized compliance program that aligns with regulator expectations and industry best practices. [Learn more in our Code of Conduct](#) and [Supplier Code of Conduct](#).

ENVIRONMENTAL COMPLIANCE

Corning has compliance programs in place to ensure we comply with local, state, national, and federal environmental regulations. Specific functional areas such as Global Environment and Sustainability, as well as trained environmental professionals at the corporate, division, and facility levels, are responsible for maintaining compliance.

ANTI-BRIBERY, ANTI-CORRUPTION, AND ANTI-COMPETITIVE BEHAVIOR

As outlined in our Code of Conduct, we are committed to doing business the right way, and we do not tolerate any form of bribery, corruption, or anti-competitive behavior. Our policies mandate strict compliance among our employees and suppliers with all applicable anti-corruption laws, even if that conflicts with local customs or practices.

To ensure compliance with anti-corruption laws such as the U.S. Foreign Corrupt Practices Act and the U.K. Bribery Act of 2010, we have developed an anti-corruption compliance program, including policies, training, due diligence for third parties, and periodic risk assessments.

No material incidents of corruption or anti-competitive behavior were confirmed and no legal actions for anti-competitive behavior, anti-trust, or monopoly practices were decided against Corning in 2020.

REPORTING VIOLATIONS

Corning's Code of Conduct and [Whistleblower Policy](#) provide details on how to report allegations of possible ethical or legal misconduct to Corning, including through Corning's third-party Code of Conduct [reporting portal](#) or via toll-free call. This portal allows employees and those outside of Corning to confidentially and anonymously report alleged misconduct, in the local language, either by phone or online.

Leaders of Corning's Compliance Program investigate all reports of possible violations of Corning's Code of Conduct and periodically update the Audit Committee of the Board of Directors on all cases. Corning does not retaliate, and has not retaliated, against employees or others who have brought forward concerns in good faith. [Review our 2020 Code of Conduct reporting data](#).

RESPECTING INTELLECTUAL PROPERTY RIGHTS

Safeguarding intellectual property is critical to protecting our substantial research investments and breakthrough innovations.

Corning's ability to deliver value to our customers stems from our many unique discoveries, which we staunchly protect. Inventions by members of Corning's research and development staff fuel our growth and cement our role as a global materials science leader in specialized market segments. We advocate for and defend the patents and other intellectual property of Corning and respect intellectual property of industry groups and entities with which we do business.

Constant vigilance is required to guard against loss of intellectual property. We work to ensure all employees fully understand the importance of this vigilance and know their roles in safeguarding both our proprietary knowledge and that shared with us by our customers. We conduct training and auditing to ensure compliance. Manufacturing facilities are audited to ensure training and compliance with safeguards. Corning provides division-

specific training on the patent process and topics such as inventorship.

Corning collaborates closely with customers who trust us to protect confidential information that they share with us as we develop new technologies and innovations that serve their needs and solve their problems. We respect their trust and protect the security of their confidential information.

CONTINUING OUR LEGACY OF INNOVATION*

*Data for Corning and its wholly owned subsidiaries in various countries

1,000+

environmental
technology patents
since 1970

480

new patents
in the U.S. in 2020

1,600+

new patents in
countries outside
the U.S. in 2020

4,000+

unexpired
U.S. patents

7,000+

unexpired patents
in countries outside
the U.S.

Our proactive approach to protecting our intellectual property also promotes social sustainability, helping Corning to operate genially with others in our industry. Covering our unique discoveries through the patent process defines and communicates Corning's rights of exclusivity and discourages ownership conflicts.

Corning advances sustainable practices worldwide by disclosing green and energy-efficient technology in patents, such as diesel and gasoline particulate filters and our energy-efficient furnaces. The world learns from information we disclose, while Corning financially sustains our research investment with patent rights to exclude others from making, using, selling, offering to sell, or importing the technology for a limited time.

Going forward, we will continue to develop and patent technologies that use more sustainable resources, consume less energy, help clean and protect the environment, and require less harmful constituent materials. We will embed our sustainability approach into the research and development process for these new products.

© Christopher Payne /Esto

DATA SECURITY AND PRIVACY

Protecting data is essential to trusted relationships, and we are committed to diligently safeguarding information entrusted to us.

Ensuring the security, integrity, and confidentiality of the data we possess is essential to maintaining trust in Corning. Safeguarding data, particularly personally identifiable information, mitigates risks such as costly incidents, reputational harm, and regulatory penalties.

The Corning Privacy Office facilitates global data protection through:



POLICIES AND PROCEDURES



EMPLOYEE TRAINING



A PROGRAM TO MONITOR COMPLIANCE WITH DATA PROTECTION STANDARDS

We recognize the critical roles of cybersecurity and information technology in continuing our business growth. In 2020, Corning established the Information Technology Committee to assist the board in its oversight of the company's information technology and digitization strategy and significant investments to support this strategy. This committee also oversees issues and potential risks related to information technology systems, data integrity and protection, business continuity, and cybersecurity.



TOP-RANKED IN SECURITY

Corning is among the most secure Fortune 500 companies, according to new rankings from *Security* magazine.

Corning has ranked in the top five in the manufacturing sector for three consecutive years.

Our security program helps to safeguard our most important assets: our people and our property. Strong security is critical to us living our Values: It helps us respect our individual employees, demonstrate our integrity, and protect our assets and innovations.

PROTECTING PERSONAL DATA

Our [Privacy Policy](#) establishes policies and procedures with uniform standards for how the company processes personal data. Further, we follow a set of [Binding Corporate Rules](#) to protect personal data when transferred within Corning.

Protecting the privacy of personal and business data within our supplier network is a key priority at Corning. All suppliers we engage are required to adhere to our Binding Corporate Rules and [Global Data Protection Policy](#). [Learn more in our Data Privacy Supplier Program Overview](#).

In 2020, there were no known substantiated complaints received concerning breaches of customer privacy. This includes complaints received from outside parties and regulatory bodies. Furthermore, we have had no reported leaks, thefts, or losses of customer personal data. [Read more about our standards for protecting users of Corning's websites in our online cookie policy](#).



SUSTAINABILITY GOALS & PROGRESS

We target our efforts on ESG issues that can have the greatest impact on our business and most relevance to our stakeholders.

In 2020, we took several steps to make our sustainability approach more structured, proactive, and goal-oriented. These actions were grounded in a sustainability materiality assessment conducted with the consulting firm EY in 2019. The assessment included research, industry peer benchmarking, and internal stakeholder engagement through executive interviews and sessions with Corning's Sustainability Working Committee.



WHAT MATTERS MOST

Through this assessment process, Corning identified 20 issues deemed to be material to our business. These material issues span four key areas: environmental, social, governance, and product, as shown in the matrix below.

We regularly evaluate our strategy and approach to each material issue. Ongoing evaluation will ensure that we are responding appropriately to the most critical issues and that we have effectively identified those that require action over the short, medium, and long terms.

HIGHEST-RANKED MATERIAL ISSUES*

ENVIRONMENTAL	SOCIAL	GOVERNANCE	PRODUCT
Air quality and carbon emissions	Community involvement and partnerships	Climate resilience	Product quality
Energy management	Diversity and inclusion	Corporate governance and risk management	Product stewardship and circular economy
Waste management	Fair supplier partnerships	Data security and privacy	Sustainability-driven innovation
Water conservation	Human capital	Environmental and social advocacy	
	Occupational health and safety	Ethical business practices	
	Sustainable supply chain	Patent and intellectual property protection	
		Transparency and reporting	

***Bold** indicates material issues addressed by our 2020 sustainability goals

ENGAGING STAKEHOLDERS

We rely on stakeholder input to inform our approach to sustainability.

As part of our sustainability approach, we work to strengthen stakeholder relationships. In 2020, we focused on prioritizing key stakeholders for regular sustainability engagement and developing a stakeholder engagement plan. In 2021, we intend to implement our engagement plan and incorporate stakeholder comments into our goals, strategies, and reporting.

Many of the engagement channels noted below facilitate discussions at regular intervals through the year while others occur at varying intervals.

HOW WE ENGAGE

STAKEHOLDER GROUP	ENGAGEMENT CHANNELS	KEY TOPICS
Customers	Customer ESG surveys and contract provisions; Corning.com; specific customer requests (e.g., Apple China Clean Energy Fund); direct customer engagement	<ul style="list-style-type: none"> • ESG performance • ESG reporting • Labor matters • Renewable energy use
Employees	Ongoing employee training and development; Corning intranet; True Blue manager-employee performance management process; Blue Line internal social media platform; employee surveys; EthicsPoint.com grievance reporting mechanism; Code of Conduct training; Total Rewards compensation and benefits offerings; manager briefings; quarterly employee communication meetings; Corning Foundation employee programs; Rally wellness portal	<ul style="list-style-type: none"> • Career planning • Compensation, benefits, and related policies • Employee Assistance Program • Mobility across business units and functions • Performance feedback • Wellness support • Training and development
Shareholders	Investor relations engagement; quarterly earnings reports and conference calls; news releases; proactive shareholder outreach; annual reports; annual meetings; other company filings with the U.S. SEC; investor and analyst days; Corning.com	<ul style="list-style-type: none"> • Corporate governance policies • Corporate sustainability practices • Executive compensation • Risk oversight
Suppliers	Supplier Code of Conduct; EthicsPoint.com; supplier assessments; corporate social responsibility audits; supplier quarterly business reviews; engagement with multiple supply chain-focused organizations including: NGLCC, NMSDC, WBENC, BMI, Supply Chain 50, Procurement Leaders, The Conference Board, Gartner, and NAM	<ul style="list-style-type: none"> • Supply demand balancing • Growth roadmaps and supply chain mapping • Collaboration/partnership possibilities • Validation of social responsibility in supply chain • Supplier diversity • Conflict minerals compliance
Communities, Charitable Organizations, Nonprofits	Ongoing Corning Foundation activities; local operations; EthicsPoint.com	<ul style="list-style-type: none"> • Health and human services • STEM education and cultural awareness • Child care, housing, economic development • Social value creation through volunteerism, grants
Non-Governmental Organizations (NGOs)	ESG ratings; direct engagement	<ul style="list-style-type: none"> • ESG performance • Human rights • Human trafficking and modern slavery

OUR SUSTAINABILITY GOALS

We're focusing on the issues that matter the most.

In 2020, Corning adopted 12 sustainability goals addressing 10 of our material issues to drive progress where we believe our company can achieve the most significant environmental and social impact. We believe that implementing these ESG-related business practices will enable us to strengthen and grow our business.

Our progress toward these goals also will address societal needs identified in the Sustainable Development Goals (SDGs), as established by the United Nations in 2015 as a “blueprint to achieve a better and more sustainable future for all.” We acknowledge both our responsibility and our ability to do our part to address these goals. Given the scale of progress needed, we recognize that goal setting will be an ongoing process. We will continually reevaluate ESG issues most important to our stakeholders and business and will periodically update our goals accordingly.

The table below presents our 12 current goals, their alignment with eight of the 17 SDGs, and our progress to date. Although we are pleased with our early progress toward integrating more sustainable practices into our business, we will continue working to achieve further progress in 2021 and beyond. We also expect to make our goals more specific and stringent as our efforts evolve.



OUR 12 SUSTAINABILITY GOALS	MATERIAL ISSUES	2020 PROGRESS EXAMPLES
1 Increase our use of renewable energy by 400% by 2030 from a 2018 baseline	Energy Management 7 9 13	Increased the number of Corning facilities supporting renewable energy Signed several long-term power purchase agreements for community solar arrays Joined the Renewable Energy Buyers Alliance
2 Enhance water strategies across Corning sites by 2025, prioritizing manufacturing plants and communities in high-risk water-scarce regions	Water Conservation 6 12	Mapped water risk areas and began evaluating water projects with Global Energy Management teams worldwide Briefed Global Energy Management teams
3 Enhance waste strategies across Corning sites by 2025, prioritizing manufacturing plants	Waste Management 12	Initiated a partnership with the New York State Pollution Prevention Institute to develop a formal waste management program that will be implemented in 2021
4 Certify 100% of our high-risk suppliers and contract manufacturers as socially responsible by 2025	Sustainable Supply Chain 8 12 17	Identified high-risk suppliers for third-party audit Conducted Human Rights training for suppliers
5 Continue to maintain our safety metrics in the top quartile of our industry benchmark values	Occupational Health and Safety 8	Achieved top-quartile performance, based on a 2019 industry benchmark

<p>6 Encourage increased volunteerism efforts year over year by supporting, rewarding, and recognizing employees' efforts in the community</p>	<p>Community Involvement and Partnerships</p> <p>11</p>	<p>The Corning Foundation issued 232 SDG-related grants totaling more than \$3 million</p> <p>Corning matched \$1,108,326 in employee donations to charitable organizations.</p>
<p>7 Maintain a diverse Board of Directors</p> <p>8 Conduct an annual review of the sustainability program by Board of Directors Corporate Relations Committee</p> <p>9 Address environmental, social, and governance issues in our Enterprise Risk Management Process</p>	<p>Corporate Governance and Risk Management</p> <p>12</p>	<p>Board includes three women and three Black directors as of June 2021</p> <p>Signed The Board Challenge Pledge to improve representation of Black leaders on company boards</p> <p>Completed annual sustainability program review in April 2020</p> <p>Completed a risk review in accordance with the COSO/World Business Council for Sustainable Development Guidance in May 2020</p>
<p>10 Achieve understanding of the Corning Code of Conduct, including how to report allegations of ethical or legal misconduct, among 100% of employees</p>	<p>Ethical Business Practices</p> <p>8</p>	<p>97% of employees understand our Code and 91% know how to report potential violations, according to our 2020 Corporate Values Survey</p>
<p>11 Issue a sustainability report in 2021 and every year thereafter</p>	<p>Transparency and Reporting</p> <p>12</p>	<p>2020 Sustainability Report released in Q2 2021</p>
<p>12 Continue advocacy for environmental and social issues</p>	<p>Environmental and Social Advocacy</p> <p>12</p>	<p>Formed the Office of Racial Equality and Social Unity and created new position of chief Diversity, Equity & Inclusion officer</p>

GRI CONTENT INDEX

This Global Reporting Initiative (GRI) Content Index contains information guided by the recommendations set forth in the GRI Sustainability Reporting Standards. While we have responded in part to a number of items contained in the GRI Standards, we have not responded to all such items, nor have we responded in full to all such specified items. This Index cross-references the select GRI Standards and disclosures listed below to related sections in Corning's Sustainability Report 2020, as well as other sources of information.

GENERAL DISCLOSURES

DISCLOSURES		REFERENCES <i>Comments in italic</i>
Organizational profile		
102-1	Name of the organization	About This Report, p. 3
102-2	Activities, brands, products, and services	Corning At A Glance, p. 6 Innovation Meets Sustainability, p. 9-10
102-3	Location of headquarters	Imprint, p. 57
102-4	Location of operations	www.corning.com/worldwide/en/careers/locations.html
102-5	Ownership and legal form	Proxy Statement , p. 47
102-6	Markets served	Corning At A Glance, p. 6 Annual Report 2020 , p. 130
102-7	Scale of the organization	Corning At A Glance, p. 6 Annual Report 2020
102-8	Information on employees and other workers	Global Diversity, Equity & Inclusion 2020 Annual Report , p. 10 <i>Further data is currently not available at group level.</i>
102-9	Supply chain	A Responsible, Resilient Supply Chain, p. 28-30
102-10	Significant changes to the organization and its supply chain	There were no significant changes to Corning's business or supply chain in the reporting period.
102-11	Precautionary Principle or approach	Environmental Policy
102-12	External initiatives	Supporting A Clean Future, p. 16 Respecting and Protecting Human Rights, p. 27 A Responsible, Resilient Supply Chain, p. 30
102-13	Membership of associations	<i>Corning is a member in various associations, e.g., the Business Roundtable, the National Foreign Trade Council, or the National Association of Manufacturers.</i>
Strategy		
102-14	Statement from senior decision-maker	From Our CEO, p.4
Ethics and integrity		
102-16	Values, principles, standards, and norms of behavior	Code of Conduct Supplier Code of Conduct Global Diversity, Equity & Inclusion 2020 Annual Report , p. 9
102-17	Mechanisms for advice and concerns about ethics	Whistleblower Policy Supplier Code of Conduct
Governance		
102-18	Governance structure	Our Engaged, Diverse Board, p. 37
Stakeholder engagement		
102-40	List of stakeholder groups	Engaging Stakeholders, p. 44
102-42	Identifying and selecting stakeholders	Engaging Stakeholders, p. 44

102-43	Approach to stakeholder engagement	Engaging Stakeholders, p. 44 CDP Report on Climate Change 2020 , p. 26 Supplier Code of Conduct
102-44	Key topics and concerns raised	Engaging Stakeholders, p. 44 CDP Report on Climate Change 2020 , p. 26
Reporting practice		
102-45	Entities included in the consolidated financial statements	About This Report, p. 3 Annual Report 2020 , Exhibit
102-46	Defining report content and topic Boundaries	Our Sustainability Goals, p. 45-46
102-47	List of material topics	Our Sustainability Goals, p. 45
102-48	Restatements of information	<i>This is the first Sustainability Report.</i>
102-49	Changes in reporting	<i>This is the first Sustainability Report.</i>
102-50	Reporting period	About This Report, p. 3
102-51	Date of most recent report	<i>This is the first Sustainability Report.</i>
102-52	Reporting cycle	<i>We intend to publish a Sustainability Report annually.</i>
102-53	Contact point for questions regarding the report	Contact Bennett Leff at LeffBA@corning.com
102-54	Claims of reporting in accordance with the GRI Standards	<i>The material in this report references the GRI disclosures listed in this content index.</i>
102-55	GRI content index	GRI Content Index, p. 47-54
102-56	External assurance	<i>External assurance has not been sought for this report.</i>

TOPIC-SPECIFIC STANDARDS

ECONOMIC

DISCLOSURES		REFERENCES <i>Comments in italic</i>
201: Economic Performance (2016)		
103-1	Management Approach: Explanation of the material topic and its boundary	Corporate Fact Sheet Annual Report 2020
103-2	Management Approach: The management approach and its components	
103-3	Management Approach: Evaluation of the management approach	
201-1	Direct economic value generated and distributed	Annual Report 2020 , p. 26, 30
201-2	Financial implications and other risks and opportunities due to climate change	CDP Report on Climate Change 2020
204: Procurement Practices (2016)		
103-1	Management Approach: Explanation of the material topic and its boundary	A Responsible, Resilient Supply Chain, p. 28-30 Supplier Code of Conduct
103-2	Management Approach: The management approach and its components	
103-3	Management Approach: Evaluation of the management approach	
204-1	Proportion of spending on local suppliers	A Responsible, Resilient Supply Chain, p. 30

205: Anti-corruption (2016)		
103-1	Management Approach: Explanation of the material topic and its boundary	Ethical Business Practices, p. 39 Code of Conduct Supplier Code of Conduct
103-2	Management Approach: The management approach and its components	
103-3	Management Approach: Evaluation of the management approach	
205-3	Management Approach: Evaluation of the management approach	Ethical Business Practices, p. 39

206: Anti-competitive Behavior (2016)		
103-1	Management Approach: Explanation of the material topic and its boundary	Ethical Business Practices, p. 39 Code of Conduct Supplier Code of Conduct
103-2	Management Approach: The management approach and its components	
103-3	Management Approach: Evaluation of the management approach	
206-1	Legal actions for anti-competitive behavior, anti-trust, and monopoly practices	Ethical Business Practices, p. 39

ENVIRONMENTAL

DISCLOSURES

REFERENCES

Comments in italic

301: Materials (2016)		
103-1	Management Approach: Explanation of the material topic and its boundary	Our Focused Portfolio, p. 7-8 Innovation Meets Sustainability, p. 9-10 Manufacturing Excellence, p. 11
103-2	Management Approach: Explanation of the material topic and its boundary	
103-3	Management Approach: Evaluation of the management approach	
301-2	Recycled input materials used	Innovation Meets Sustainability, p. 9 <i>Data for recycled input materials used is currently not being recorded across product categories. We are planning to extend monitoring and reporting of this data in the future.</i>

302: Energy (2016)		
103-1	Management Approach: Explanation of the material topic and its boundary	Environment, p. 13 Energy and Emissions Management, p. 14-15 Supporting a Clean Future, p. 16 Our Sustainability Goals, p. 45-46 Environmental Policy
103-2	Management Approach: The management approach and its components	
103-3	Management Approach: Evaluation of the management approach	
302-1	Energy consumption within the organization	CDP Report on Climate Change 2020 , p. 22-25
302-2	Energy consumption outside of the organization	CDP Report on Climate Change 2020 , p. 22-25
302-3	Energy intensity	Energy and Emissions Management, p. 14

303: Water and Effluents (2018)		
103-1	Management Approach: Explanation of the material topic and its boundary	Water Management, p. 18 Our Sustainability Goals, p. 45-46 Environmental Policy CDP Report on Water Security 2020
103-2	Management Approach: The management approach and its components	
103-3	Management Approach: Evaluation of the management approach	

303-1	Interactions with water as a shared resource	Water Management, p. 18 CDP Report on Water Security 2020, p. 2, 6-14
303-2	Management of water discharge-related impacts	Water Management, p. 18 CDP Report on Water Security 2020, p. 2
303-3	Water withdrawal	CDP Report on Water Security 2020, p. 3-4, 14-23
303-4	Water discharge	CDP Report on Water Security 2020, p. 3-4, 14-23
305: Emissions (2016)		
103-1	Management Approach: Explanation of the material topic and its boundary	Environment, p. 13 Energy and Emissions Management, p. 14-15 Supporting a Clean Future, p. 16 Our Sustainability Goals, p. 45-46 Environmental Policy
103-2	Management Approach: The management approach and its components	
103-3	Management Approach: The management approach and its components	
305-1	Direct (Scope 1) GHG emissions	CDP Report on Climate Change 2020, p. 14, 19-20
305-2	Energy indirect (Scope 2) GHG emissions	CDP Report on Climate Change 2020, p. 14, 20-21
305-3	Other indirect (Scope 3) GHG emissions	CDP Report on Climate Change 2020, p. 14-17
305-4	GHG emissions intensity	Energy and Emissions Management, p. 15 CDP Report on Climate Change 2020, p. 19
305-5	Reduction of GHG emissions	CDP Report on Climate Change 2020, p. 11-12
307: Environmental Compliance (2016)		
103-1	Management Approach: Explanation of the material topic and its boundary	Manufacturing Excellence, p. 12 Ethical Business Practices, p. 39 Environmental Policy Code of Conduct Supplier Code of Conduct
103-2	Management Approach: The management approach and its components	
103-3	Management Approach: Evaluation of the management approach	
307-1	Non-compliance with environmental laws and regulations	<i>Any significant incidents would be reported in our Annual Report. In 2020, no such incidents occurred.</i>
308: Supplier Environmental Assessment (2016)		
103-1	Management Approach: Explanation of the material topic and its boundary	A Responsible, Resilient Supply Chain, p. 28-30 Our Sustainability Goals, p. 45-46 Supplier Code of Conduct
103-2	Management Approach: The management approach and its components	
103-3	Management Approach: Evaluation of the management approach	
308-1	New suppliers that were screened using environmental criteria	A Responsible, Resilient Supply Chain, p. 28-30 <i>All prospective suppliers are screened to identify potential risks and ensure alignment with Corning's standards, including those related to supply chain social responsibility. Expanded environmental criteria are being developed for application in 2021.</i>

SOCIAL

DISCLOSURES

REFERENCES

Comments in italic

401: Employment (2016)

103-1	Management Approach: Explanation of the material topic and its boundary	People, p. 19-21
103-2	Management Approach: The management approach and its components	

103-3	Management Approach: Evaluation of the management approach	People, p. 19-21
402: Labor/Management Relations (2016)		
103-1	Management Approach: Explanation of the material topic and its boundary	Labor Relations, p. 22
103-2	Management Approach: The management approach and its components	
103-3	Management Approach: Evaluation of the management approach	
402-1	Minimum notice periods regarding operational changes	Labor Relations, p. 22
403: Occupational Health and Safety (2018)		
103-1	Management Approach: Explanation of the material topic and its boundary	Our Response to COVID-19, p. 5 Employee Well-being, p. 22 A Safe Workplace, p. 23 Our Sustainability Goals, p. 45-46 Health & Safety Policy (Employee Health & Safety Management System) Code of Conduct Supplier Code of Conduct
103-2	Management Approach: Explanation of the material topic and its Boundary	
103-3	Management Approach: Evaluation of the management approach	
403-1	Occupational health and safety management system	A Safe Workplace, p. 23 Health & Safety Policy (Employee Health & Safety Management System)
403-5	Worker training on occupational health and safety	A Safe Workplace, p. 23 Health & Safety Policy (Employee Health & Safety Management System)
403-7	Prevention and mitigation of occupational health and safety impacts directly linked by business relationships	Our Response to COVID-19, p. 5 A Responsible, Resilient Supply Chain, p. 28-30 Supplier Code of Conduct
403-9	Work-related injuries	A Safe Workplace, p. 23
404: Training and Education (2016)		
103-1	Management Approach: Explanation of the material topic and its boundary	People, p. 19-21
103-2	Management Approach: The management approach and its components	
103-3	Management Approach: Evaluation of the management approach	
404-2	Programs for upgrading employee skills and transition assistance programs	People, p. 19-21
404-3	Percentage of employees receiving regular performance and career development reviews	People, p. 20
405: Diversity and Equal Opportunity (2016)		
103-1	Management Approach: Explanation of the material topic and its boundary	Diversity, Equity, and Inclusion, p. 24-25 Speaking Up for Social Justice, p. 26 Our Engaged, Diverse Board, p. 37 Global Diversity, Equity & Inclusion 2020 Annual Report Code of Conduct Supplier Code of Conduct
103-2	Management Approach: The management approach and its components	
103-3	Management Approach: Evaluation of the management approach	
405-1	Diversity of governance bodies and employees	Diversity, Equity, and Inclusion, p. 25 Global Diversity, Equity & Inclusion 2020 Annual Report, p. 10-11 Proxy Statement, p. 25

406: Non-discrimination (2016)		
103-1	Management Approach: Explanation of the material topic and its boundary	Diversity, Equity, and Inclusion, p. 24-25 Speaking Up for Social Justice, p. 26
103-2	Management Approach: The management approach and its components	Respecting and Protecting Human Rights, p. 27 🔗 Global Diversity, Equity & Inclusion 2020 Annual Report
103-3	Management Approach: Evaluation of the management approach	🔗 Code of Conduct 🔗 Supplier Code of Conduct
406-1	Incidents of discrimination and corrective actions taken	<i>Any significant incidents would be reported in our Annual Report. In 2020, no such incidents occurred.</i>
407: Freedom of Association and Collective Bargaining (2016)		
103-1	Management Approach: Explanation of the material topic and its boundary	Respecting and Protecting Human Rights, p. 27 A Responsible, Resilient Supply Chain, p. 28-30
103-2	Management Approach: The management approach and its components	Enterprise Risk Management, p. 38 🔗 Human Rights Policy 🔗 Code of Conduct
103-3	Management Approach: Evaluation of the management approach	🔗 Supplier Code of Conduct 🔗 Corning's 2020 Statement on Efforts to Combat Human Trafficking and Slavery in Our Supply Chains
408: Child Labor (2016)		
103-1	Management Approach: Explanation of the material topic and its boundary	Respecting and Protecting Human Rights, p. 27 A Responsible, Resilient Supply Chain, p. 28-30
103-2	Management Approach: The management approach and its components	Enterprise Risk Management, p. 38 🔗 Human Rights Policy 🔗 Code of Conduct
103-3	Management Approach: Evaluation of the management approach	🔗 Supplier Code of Conduct 🔗 Corning's 2020 Statement on Efforts to Combat Human Trafficking and Slavery in Our Supply Chains
409: Forced or Compulsory Labor (2016)		
103-1	Management Approach: Explanation of the material topic and its boundary	Respecting and Protecting Human Rights, p. 27 A Responsible, Resilient Supply Chain, p. 28-30
103-2	Management Approach: The management approach and its components	Enterprise Risk Management, p. 38 🔗 Human Rights Policy 🔗 Code of Conduct
103-3	Management Approach: Evaluation of the management approach	🔗 Supplier Code of Conduct 🔗 Corning's 2020 Statement on Efforts to Combat Human Trafficking and Slavery in Our Supply Chains
412: Human Rights Assessment (2016)		
103-1	Management Approach: Explanation of the material topic and its boundary	Respecting and Protecting Human Rights, p. 27 A Responsible, Resilient Supply Chain, p. 28-30
103-2	Management Approach: The management approach and its components	Enterprise Risk Management, p. 38 🔗 Human Rights Policy 🔗 Code of Conduct
103-3	Management Approach: Evaluation of the management approach	🔗 Supplier Code of Conduct 🔗 Corning's 2020 Statement on Efforts to Combat Human Trafficking and Slavery in Our Supply Chains
412-1	Operations that have been subject to human rights reviews or impact assessments	Respecting and Protecting Human Rights, p. 27
412-2	Employee training on human rights policies or procedures	🔗 Corning's 2020 Statement on Efforts to Combat Human Trafficking and Slavery in Our Supply Chains

413: Local communities (2016)		
103-1	Management Approach: Explanation of the material topic and its boundary	Communities, p. 31-32 Employee Philanthropy and Volunteerism, p. 33 Supporting Communities During COVID-19, p. 34 A Global Commitment, p. 35
103-2	Management Approach: The management approach and its components	
103-3	Management Approach: Evaluation of the management approach	
413-1	Operations with local community engagement, impact assessments, and development programs	Communities, p. 31-32 Employee Philanthropy and Volunteerism, p. 33 Supporting Communities During COVID-19, p. 34 A Global Commitment, p. 35
414: Supplier Social Assessment (2016)		
103-1	Management Approach: Explanation of the material topic and its boundary	A Responsible, Resilient Supply Chain, p. 28-30 Our Sustainability Goals, p. 45-46 Supplier Code of Conduct Corning's 2020 Statement on Efforts to Combat Human Trafficking and Slavery in Our Supply Chains
103-2	Management Approach: The management approach and its components	
103-3	Management Approach: Evaluation of the management approach	
414-1	New suppliers that were screened using social criteria	A Responsible, Resilient Supply Chain, p. 28-30
415: Public Policy (2016)		
103-1	Management Approach: Explanation of the material topic and its boundary	Political and Lobbying Activities, p. 38
103-2	Management Approach: The management approach and its components	
103-3	Management Approach: Evaluation of the management approach	
415-1	New suppliers that were screened using social criteria	Political and Lobbying Activities, p. 38
418: Customer Privacy (2016)		
103-1	Management Approach: Explanation of the material topic and its boundary	Data Security and Privacy, p. 41 Code of Conduct
103-2	Management Approach: The management approach and its components	
103-3	Management Approach: Evaluation of the management approach	
418-1	Substantiated complaints concerning breaches of customer privacy and losses of customer data	Data Security and Privacy, p. 41 Code of Conduct
419: Socioeconomic Compliance (2016)		
103-1	Management Approach: Explanation of the material topic and its boundary	Political and Lobbying Activities, p. 38 Ethical Business Practices, p. 39 Code of Conduct Supplier Code of Conduct
103-2	Management Approach: The management approach and its components	
103-3	Management Approach: Evaluation of the management approach	
419-1	Non-compliance with laws and regulations in the social and economic area	<i>Any significant incidents would be reported in our Annual Report. In 2020, no such incidents occurred.</i>

SASB DISCLOSURES

The Sustainability Accounting Standards Board (SASB) has developed a set of investor-focused sustainability accounting standards. In the table below, we reference SASB's disclosures for the Technology & Communications Sector – Hardware Industry. This is the first time we reference SASB standards. We do not fully report on all SASB disclosures at this time and are working to improve our reporting in the future.

ACCOUNTING METRICS

TOPIC	ACCOUNTING METRIC	CODE	2020 REPORTING
Product Security	Description of approach to identifying and addressing data security risks in products	TC-HW-230a.1	Our approach to data security and privacy is described on page 41 of this report.
Employee Diversity & Inclusion	Percentage of gender and racial/ethnic group representation for (1) management, (2) technical staff, and (3) all other employees	TC-HW-330a.1	Information on employee diversity and inclusion is presented below as well as in our 2021 Proxy Statement and our Global Diversity, Equity & Inclusion 2020 Annual Report .

Gender Representation of Global Employees (%)

	Female	Male
Administrative/Technical	38%	62%
Management/Professionals	30%	70%
Production/Maintenance	43%	57%

Racial/Ethnic Group Representation of U.S.-Based Employees (%)

	All	Administrative/ Technical	Management/ Professionals	Production/ Maintenance
American Indian/Alaskan Native	0.3%	0.4%	0.3%	0.3%
Asian	9.6%	3.1%	14.2%	6.9%
Black or African American	9.8%	4.5%	5.1%	15.3%
Hispanic or Latino	4.3%	3.6%	3.9%	4.9%
Native Hawaiian or Other Pacific Islander	0.2%	0.2%	0.1%	0.3%
Multiracial, Native American & Pacific Islander	1.1%	1.1%	0.9%	1.4%
Two or More Races	0.6%	0.5%	0.5%	0.8%
White	75.1%	87.7%	75.9%	71.5%

Product Lifecycle Management	Percentage of products by revenue that contain IEC 62474 declarable substances	TC-HW-410a.1	This disclosure is omitted because it is not applicable to the majority of our products.
	Percentage of eligible products, by revenue, meeting the requirements for EPEAT registration or equivalent	TC-HW-410a.2	This disclosure is omitted because it is not applicable to the majority of our products.
	Percentage of eligible products, by revenue, meeting ENERGY STAR® criteria	TC-HW-410a.3	This disclosure is omitted because it is not applicable to the majority of our products.
	Weight of end-of-life products and e-waste recovered, percentage recycled	TC-HW-410a.4	This information is currently not available and therefore omitted. We are working to report this data in the future.

	Percentage of Tier 1 supplier facilities audited in the RBA Validated Audit Process (VAP) or equivalent, by (a) all facilities and (b) high-risk facilities	TC-HW-430a.1	<p>(a) In 2020, about 9% of all our tier 1 supplier manufacturing facilities were audited to RBA VAP or equivalent standards, such as the Responsible Minerals Initiative.</p> <p>(b) We classify 15 tier 1 supplier manufacturing facilities as high risk, based on our own process and definition. All but one of these high risk facilities were audited (93%) in 2020. One facility could not be audited as planned because of COVID19 impacts.</p> <p>Further information on responsible supply chain management is presented on pages 28-30 of this report, as well as on our website and in our 2020 Statement on Efforts to Combat Human Trafficking and Slavery in Our Supply Chain</p>
Supply Chain Management	Tier 1 suppliers' (1) non-conformance rate with the RBA Validated Audit Process (VAP) or equivalent, and (2) associated corrective action rate for (a) priority non-conformances and (b) other non-conformances	TC-HW-430a.2	<p>(1) Non-conformances</p> <ul style="list-style-type: none"> 36 priority non-conformances were identified for a priority non-conformance rate of 1.1 per audit on average. 448 other non-conformances were identified for a rate of 12.4. All non-conformances require remediation within two years. <p>(2) Corrective Action</p> <ul style="list-style-type: none"> In 2020, a corrective action plan was either agreed or completed for all priority non-conformances (100%). 22% of priority non-conformances identified in 2020 were completed and closed the same year. Likewise, a corrective action plan was either agreed or completed for all other non-conformances (100%). 60% of other non-conformances identified in 2020 were completed and closed the same year. All non-conformances require remediation within two years. <p>Further information on responsible supply chain management is presented on pages 28-30 of this report, as well as on our website and in our 2020 Statement on Efforts to Combat Human Trafficking and Slavery in Our Supply Chain</p>
Materials Sourcing	Description of the management of risks associated with the use of critical materials	TC-HW-440a.1	Please refer to our 2020 10-K filing , p. 8.

ACTIVITY METRICS

	ACTIVITY METRIC	CODE	2020 REPORTING
Activity Metrics	Number of units produced by product category	TC-HW-000.A	We currently do not disclose this information.
	Area of manufacturing facilities	TC-HW-000.B	Our manufacturing facilities have an aggregate floor space of approximately 56.5 million square feet. Please refer to our 2020 10-K filing for more information.
	Percentage of production from owned facilities	TC-HW-000.C	We currently do not disclose this information.

FORWARD-LOOKING STATEMENTS

This 2020 Sustainability Report contains forward-looking statements, and actual results could differ materially. Forward-looking statements involve risk and uncertainty because they relate to events and depend on circumstances that will or may occur in the future and are outside of Corning's control. Actual results or outcomes may differ from those expressed in such statements, depending on a variety of factors including those set out in the "Risk factors" section of our 2020 Annual Report on Form 10-K and our Form 10-Q for the quarter ended March 31, 2021. No material in the Sustainability Report forms or shall form any part of any document filed by Corning Incorporated with the U.S. Securities and Exchange Commission. No part of this Sustainability Report or <https://www.corning.com/worldwide/en/sustainability.html> constitutes, or shall be taken to constitute, an invitation or inducement to invest in Corning Incorporated or any other entity and must not be relied upon in any way in connection with any investment decisions. Corning Incorporated is the parent company of its subsidiary group. Where we refer to the company, we mean Corning Incorporated. The company and each of its subsidiaries are separate legal entities. Unless otherwise stated or the context otherwise requires, the term "Corning" and terms such as "we," "us," and "our" are used in the 2020 Sustainability Report for convenience to refer to one or more of the members of the Corning group instead of identifying a particular entity or entities.

A solid blue square containing the word "CORNING" in white, uppercase, serif font.

CORNING

Corning Incorporated
One Riverfront Plaza
Corning, NY 14831-0001
www.corning.com

© 2021 Corning Incorporated. All Rights Reserved