

ActiFi™ Composite Cable, Loose Tube, Indoor/Outdoor, Interlocking Armored, FREEDM® Riser

CORNING

Features and Benefits

2-in-1 composite cable design

One cable meets power and signal needs

12, 14, 16 or 20 AWG copper conductors

Power transmission with flexibility in design

2, 4, 6, 8, 12 or 24 ClearCurve® ZBL or SMF-28® Ultra fibers

Reliable performance in challenging routes

Mutual capacitance between adjacent conductors is <50 pF/ft


Conductor insulation material and thickness

PVC insulation, thickness varies depending on AWG size

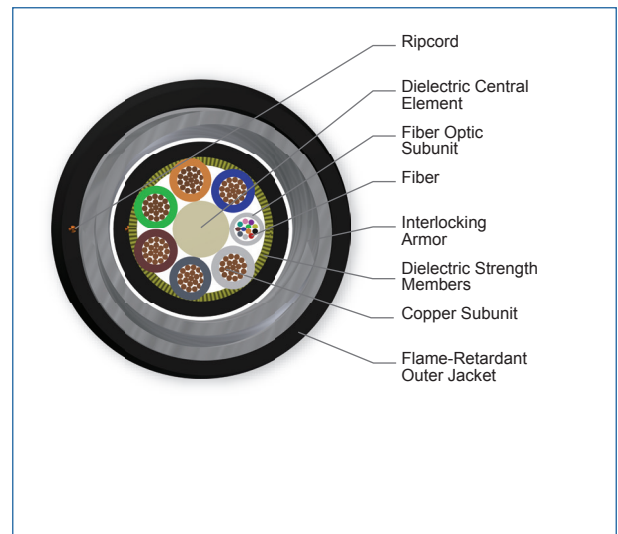
Conductor color code is same as Telcordia color code

ActiFi™ Composite Cables provide the ultimate solution for indoor/outdoor remote powering of distributed antenna systems, optical networks, small cells and more. The design uses fiber and linear-laid copper conductors rated at 300 VAC. These cables are suitable for use with remote powering systems and +/-190VDC installations in accordance with NEC Article 830.15. They may also be used with lowvoltage installations in accordance with NEC Article 725.

The ActiFi™ Composite Cables also provide a time- and cost-saving solution for installations requiring remotely powered equipment. By integrating linear-laid copper and loose tube fiber in one cable, ActiFi Composite cables eliminate the need to install separate power and fiber cables. This saves installation time, labor costs and duct or tray space. This compact and versatile design is available with interlocking armor for additional protection where conduit may not be feasible.



ActiFi™ Composite Cable, Interlocking Armored, Indoor/Outdoor Riser, 12-Fibers



ActiFi™ Composite Cable, Interlocking Armored, Indoor/Outdoor Riser, 12-Fibers

CORNING

ActiFi™ Composite Cable, Loose Tube, Indoor/Outdoor, Interlocking Armored, FREEDM® Riser

CORNING

Standards

Approvals and Listings	CSA certified listed to UL 444, CSA C22.2, No. 214 NEC Article 725 Class 3 (CL3R)
Common Installations	Compliant with ICEA S-83-596 (compliant at tensile loads listed in the specifications table)
Design and Test Criteria	ICEA S-120-742, UL 13, 300 VAC, 80 C

Specifications

Temperature Range	
Storage	-40 °C to 70 °C (-40 °F to 158 °F)
Installation	0 °C to 60 °C (32 °F to 140 °F)
Operation	-40 °C to 70 °C (-40 °F to 158 °F)

Fiber Count	Number of Conductors	Weight	Nominal Outer Diameter	Min. Bend Radius Installation	Min. Bend Radius Operation
3.00 mm MIC® 250 with 12 AWG					
4 - 12	4	352 kg/km (236 lb/1000 ft)	16.6 mm (0.65 in)	249 mm (9.80 in)	166 mm (6.54 in)
4 - 6	6	455 kg/km (305 lb/1000 ft)	21.3 mm (0.84 in)	319.5 mm (12.58 in)	213 mm (8.39 in)
6 - 12	12	839 kg/km (559.5 lb/1000 ft)	38 mm (1.50 in)	570 mm (22.44 in)	380 mm (14.96 in)
12	6	504 kg/km (338 lb/1000 ft)	22.9 mm (0.90 in)	343.5 mm (13.52 in)	229 mm (9.02 in)
24	12	871 kg/km (583.6 lb/1000 ft)	38 mm (1.50 in)	570 mm (22.44 in)	380 mm (14.96 in)
3.00 mm MIC® 250 with 14 AWG					
6 - 12	4	284 kg/km (190 lb/1000 ft)	17.3 mm (0.68 in)	259.5 mm (10.22 in)	173 mm (6.81 in)
6	2	207 kg/km (139 lb/1000 ft)	14.6 mm (0.57 in)	219 mm (8.62 in)	146 mm (5.75 in)
6	6	249 kg/km (167 lb/1000 ft)	18.1 mm (0.71 in)	271.5 mm (10.69 in)	181 mm (7.13 in)
6	12	399 kg/km (267 lb/1000 ft)	23.2 mm (0.91 in)	348 mm (13.70 in)	232 mm (9.13 in)

CORNING

ActiFi™ Composite Cable, Loose Tube, Indoor/Outdoor, Interlocking Armored, FREEDM® Riser

CORNING

Fiber Count	Number of Conductors	Weight	Nominal Outer Diameter	Min. Bend Radius Installation	Min. Bend Radius Operation
12	2	208 kg/km (139 lb/1000 ft)	14.6 mm (0.57 in)	219 mm (8.62 in)	146 mm (5.75 in)
12	6	249 kg/km (167 lb/1000 ft)	17.20 mm (0.67 in)	271.5 mm (10.69 in)	181 mm (7.13 in)
12	12	400 kg/km (268 lb/1000 ft)	23.2 mm (0.91 in)	348 mm (13.70 in)	232 mm (9.13 in)
24	2	236 kg/km (158 lb/1000 ft)	16.0 mm (0.63 in)	240 mm (9.45 in)	160 mm (6.30 in)
24	4	301 kg/km (202 lb/1000 ft)	17.3 mm (0.68 in)	259.5 mm (10.22 in)	173 mm (6.81 in)
24	12	405 kg/km (271 lb/1000 ft)	23.2 mm (0.91 in)	348 mm (13.70 in)	232 mm (9.13 in)
MIC® 250 2.0 with 16 AWG					
6 - 24	2	107 kg/km (72 lb/1000 ft)	13.3 mm (0.52 in)	199.5 mm (7.85 in)	133 mm (5.24 in)
6 - 12	4	136 kg/km (91 lb/1000 ft)	15 mm (0.59 in)	225 mm (8.86 in)	150 mm (5.91 in)
6 - 12	6	170 kg/km (114 lb/1000 ft)	14.6 mm (0.57 in)	219 mm (8.62 in)	146 mm (5.75 in)
6 - 24	12	249 kg/km (167 lb/1000 ft)	18.1 mm (0.71 in)	271.5 mm (10.69 in)	181 mm (7.13 in)
24	4	183 kg/km (123 lb/1000 ft)	16.0 mm (0.63 in)	240 mm (9.45 in)	160 mm (6.30 in)
24	6	183 kg/km (123 lb/1000 ft)	16.0 mm (0.63 in)	240 mm (9.45 in)	160 mm (6.30 in)

Chemical Characteristics

RoHS

Free of hazardous substances according to RoHS 2011/65/EU

CORNING

ActiFi™ Composite Cable, Loose Tube, Indoor/Outdoor, Interlocking Armored, FREEDM® Riser



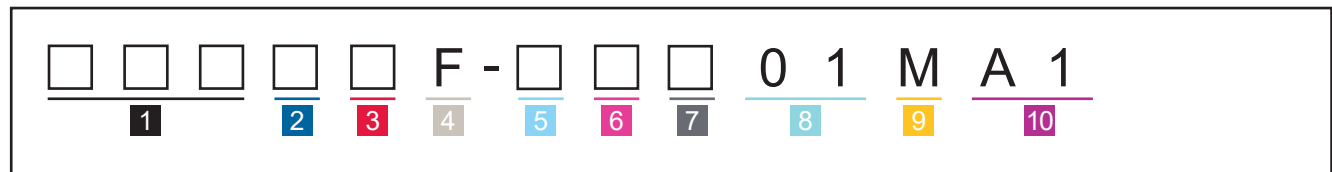
Transmission Performance

Single-mode		
Fiber Name	ClearCurve® ZBL	SMF-28® Ultra fiber
Fiber Category	G.657.B3/G.652.D	ITU-T G.657.A1
Fiber Code	U	Z
Performance Option Code	01	01
Wavelengths (nm)	1310/1383/1550	1310/1383/1550
Maximum Attenuation (dB/km)	0.4/0.4/0.3	0.4/0.4/0.3
Typical Attenuation* (dB/km)	0.35/0.35/0.20	0.33/0.33/0.19

* For more information on typical attenuation please see the Corning whitepaper at http://csmedia.corning.com/opcomm//Resource_Documents/whitepapers_rl/LAN-1863-AEN.pdf

** SMF-28® Ultra fiber delivers up to 10x better macrobend loss performance compared to the G.652.D standard and up to 33 percent better macrobend loss performance than the G.657.A1 standard for 10mm radii bends.

Ordering Information | Note: Contact Customer Care at 1-800-743-2675 for other options.



- 1** Select fiber count.
002 = 2 fiber 008 = 8 fiber
004 = 4 fiber 012 = 12 fiber
006 = 6 fiber 024 = 24 fiber

- 2** Defines fiber type.
U = ClearCurve® ZBL (OS2)
Z = SMF28® Ultra fiber (OS2)

- 3** Select cable construction.
T = MIC® 250 2.0
D = 3.0mm MIC® 250

- 4** Defines outer jacket.
F = Indoor/Outdoor riser

- 5** Select number of copper conductors.
2 = 2 conductors
4 = 4 conductors
6 = 6 conductors
M = 12 conductors

- 6** Defines unit of measure.
1 = Feet
2 = Meter

- 7** Select cable construction.
Z = MIC® 250 2.0 with 20 AWG
Y = MIC® 250 2.0 with 16 AWG
X = 3.00mm MIC® 250 with 14 AWG
W = 3.00mm MIC® 250 with 12 AWG

- 8** Defines performance option code.
01 = Single-mode, OS2
(Max. attenuation 0.4/0.4/0.3 dB/km)

- 9** Defines cable construction.
M = Hybrid (composite) cable

- 10** Defines print code.
A1 = Interlocking armored

ActiFi™ Composite Cable, Loose Tube, Indoor/Outdoor, Interlocking Armored, FREEDM® Riser

CORNING

Notes



Corning Optical Communications LLC • PO Box 489 • Hickory, NC 28603-0489 USA

800-743-2675 • FAX: 828-325-5060 • International: +1-828-901-5000 • www.corning.com/opcomm

A complete listing of the trademarks of Corning Optical Communications is available at www.corning.com/opcomm/trademarks.

All other trademarks are the properties of their respective owners. Corning Optical Communications is ISO 9001 certified.

© 2019 Corning Optical Communications. All rights reserved.

CORNING