

MIC® Unitized Tight-Buffered, Interlocking Armored Cables, Riser, 36-144 Fibers



Features and Benefits

Aluminum interlocking armor

Up to seven times crush protection compared to unarmored

900 µm buffered fibers

Easy, consistent stripping

6-, 12- or 24-fiber jacketed subunits

Quick and easy identification

Flame-retardant jacket

Rugged and durable

Standards

Listings


National Electrical Code® (NEC®) OFCR, FT-4

Design and Test Criteria

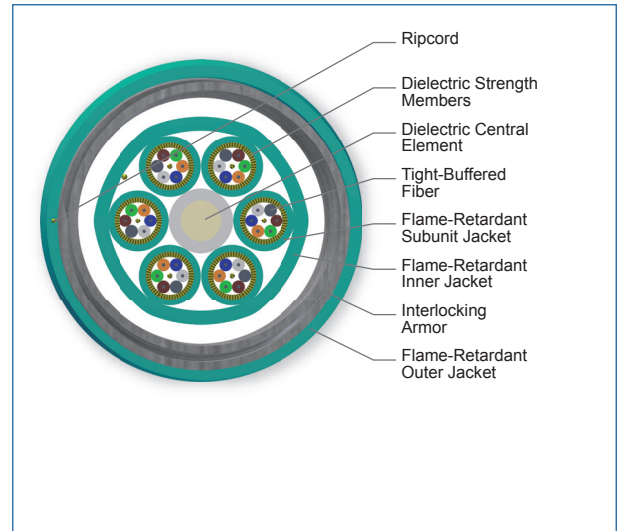
UL-1666 and FT-4 (for riser and general building applications); ICEA S-83-596

Corning MIC® interlocking armored riser cables are designed for use in intrabuilding backbone and horizontal installations. They use individually jacketed 900 µm buffered fibers enabling easy, consistent stripping and facilitating termination. The fibers are grouped into 6-, 12-, or 24-fiber jacketed subunits and surrounded by a dielectric central member. The core is protected by a flexible, spirally wrapped, aluminum interlocking armor that offers easy, one-step installation and up to six times the crush protection of non-interlocking armored cables. With a flame-retardant outer jacket, this cable is particularly useful for heavy traffic or more challenging mechanical exposure conditions and applications requiring extra rugged cables.

This cable is available in 12 different jacket colors – blue, orange, green, brown, slate, white, red, black, yellow, violet, rose and aqua. The colored jacket allows for easy visual identification of the cables. The standard jacket color will be determined by the dominant fiber type in the cable and will use the standard part numbers shown here. Contact Customer Care at 1-800-743-2675 to order other color options.




MIC® Unitized Interlocking Armored Riser Cables, 36-Fibers



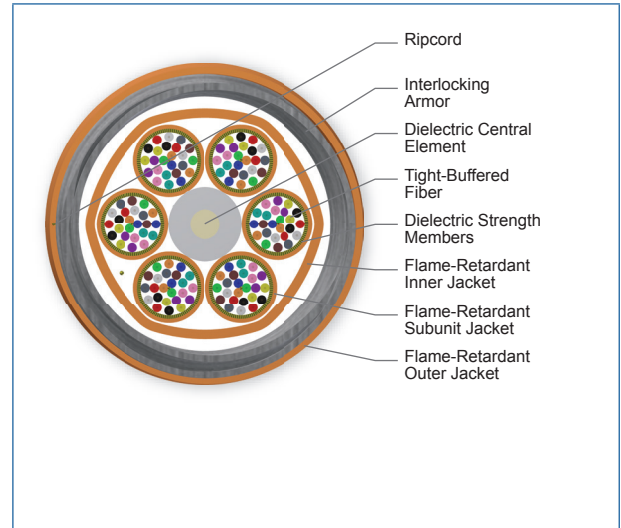
MIC® Unitized Interlocking Armored Riser Cables, 36-Fibers

MIC[®] Unitized Tight-Buffered, Interlocking Armored Cables, Riser, 36-144 Fibers

CORNING



MIC[®] Unitized Interlocking Armored Riser Cables, 144-Fibers



MIC[®] Unitized Interlocking Armored Riser Cables, 144-Fibers

Specifications

Temperature Range

Storage	-40 °C to 70 °C (-40 °F to 158 °F)
Installation	-10 °C to 60 °C (14 °F to 140 °F)
Operation	-20 °C to 70 °C (-4 °F to 158 °F)

* Note: Corning recommends storing cable in a proper temperature environment prior to installation to allow the cable temperature to meet installation temperature range specifications for best installation results.

Mechanical Characteristics Cable

Max. Tensile Strength, Long-Term	89 lbf (400 N)
Max. Tensile Strength, Short-Term	1320 N (300 lbf)

Fiber Count	Subunit Diameter	Nominal Outer Diameter	Min. Bend Radius Installation	Min. Bend Radius Operation	Weight
36	4.40 mm (0.17 in)	22.5 mm (0.89 in)	338 mm (13.3 in)	225 mm (8.9 in)	349.6 kg/km (234.9 lb/1000 ft)
48	4.40 mm (0.17 in)	24.9 mm (0.98 in)	374 mm (14.7 in)	249 mm (9.8 in)	445.9 kg/km (299.6 lb/1000 ft)
60	5.55 mm (0.22 in)	24.9 mm (.98 in)	374 mm (14.7 in)	249 mm (9.8 in)	421.0 kg/km (282.9 lb/1000 ft)

CORNING

MIC[®] Unitized Tight-Buffered, Interlocking Armored Cables, Riser, 36-144 Fibers

CORNING

Fiber Count	Subunit Diameter	Nominal Outer Diameter	Min. Bend Radius Installation	Min. Bend Radius Operation	Weight
72	5.55 mm (0.22 in)	26.2 mm (1.03 in)	393 mm (15.5 in)	262 mm (10.3 in)	474.1 kg/km (318.6 lb/1000 ft)
96	6.80 mm (0.27 in)	26.2 mm (1.03 in)	393 mm (15.47 in)	262 mm (10.31 in)	474.56 kg/km (318.89 lb/1000 ft)
144	6.80 mm (0.27 in)	31.3 mm (1.23 in)	469.5 mm (18.48 in)	313 mm (12.32 in)	672.7 kg/km (452.03 lb/1000 ft)

Chemical Characteristics

RoHS	Free of hazardous substances according to RoHS 2011/65/EU
------	---

Transmission Performance

Multimode					
Fiber Core Diameter (μm)	62.5	50	50	50	50
Fiber Category	OM1	OM2	OM3	OM4	OM4 Extended Distance
Fiber Code	K	T	T	T	T
Performance Option Code	30	31	80	90	91
Wavelengths (nm)	850/1300	850/1300	850/1300	850/1300	850/1300
Maximum Attenuation (dB/km)	3.4/1.0	2.8/1.0	2.8/1.0	2.8/1.0	2.8/1.0
Serial 1 Gigabit Ethernet (m)	300/550	750/600	1000/600	1000/600	1100/600
Serial 10 Gigabit Ethernet (m)	33/-	150/-	300/-	550/-	600/-
Min. Overfilled Launch (OFL) Bandwidth (MHz*km)	200/500	700/500	1500/500	3500/500	3500/500
Minimum Effective Modal Bandwidth (EMB) (MHz*km)	220/-	950/-	2000/-	4700/-	5350/-

* 50 μm multimode fiber (OM3/OM4/OM4+) meets 0.75 ns optical skew when used in all Corning Plug and Play™/EDGE™ systems solutions.

* 50 μm multimode fiber (OM4) T90 10 Gigabit Ethernet distance assumes 1.0 dB maximum total connector/splice loss.

* 50 μm multimode fiber (OM4) T91 10 Gigabit Ethernet Distance assumes 0.7 dB maximum total connector/splice loss.

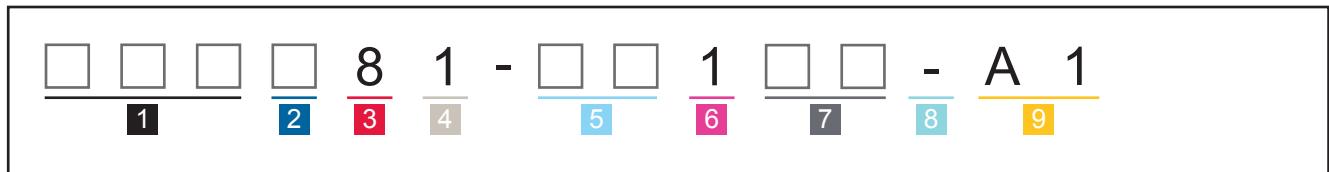
MIC[®] Unitized Tight-Buffered, Interlocking Armored Cables, Riser, 36-144 Fibers

CORNING

Single-mode		
Fiber Name	SMF-28e [®] fiber	SMF-28 [®] Ultra fiber
Fiber Category	G.652.D	G.652.D/G.657.A1
Fiber Code	E	Z
Performance Option Code	31	31
Wavelengths (nm)	1310/1383/1550	1310/1383/1550
Maximum Attenuation (dB/km)	0.4/0.4/0.4	0.4/0.4/0.4

* Improved attenuation and bandwidth options available.
 * Bend-insensitive single-mode fibers available on request.
 * Contact a Corning Customer Care Representative for additional information.

Ordering Information | Note: Contact Customer Care at 1-800-743-2675 for other options.



1 Select fiber count.

Standard offerings:
 036 060 096
 048 072 144

2 Select fiber code.

K = 62.5 μm multimode (OM1)
 T = 50 μm multimode,
 (OM2/OM3/OM4/OM4+)
 E = Single-mode (OS2)
 SMF-28e[®]
 Z = Single-mode (OS2)
 SMF-28[®] Ultra fiber

3 Defines cable type.

8 = MIC[®]/MIC Unitized
 cable family

4 Defines outer jacket.

1 = Riser

5 Select number of fibers per subunit.

61 = 6 fibers per subunit
 (036-048 fibers)
 T3 = 12 fibers per subunit
 (060-072 fibers)
 Y3 = 24 fibers per subunit
 (096-144 fibers)

6 Defines tensile strength.

1 = See Specifications.

7 Select performance option code.

30 = 62.5 μm multimode (OM1)
 31 = 50 μm multimode (OM2)
 80 = 50 μm multimode (OM3)
 90 = 50 μm multimode (OM4)
 91 = 50 μm multimode (OM4+)
 31 = Single-mode (OS2)
 (Max. attenuation .65 / .65 / 0.5 dB/km)

8 Defines cable type.

- = MIC[®]/MIC Unitized cable

9 Defines special manufacturing code.

A1 = Aluminum interlocking armor
 with riser-rated jacket

Note: This cable is available in 12 different jacket colors – blue, orange, green, brown, slate, white, red, black, yellow, violet, rose and aqua. The colored jacket allows for easy visual identification of the cables while still providing all of the required environmental protection of an indoor/outdoor cable jacket. Black is the standard jacket color using the part numbers shown here. Contact Customer Care at 1-800-743-2675 to order other color options.

CORNING

MIC[®] Unitized Tight-Buffered, Interlocking Armored Cables, Riser, 36-144 Fibers

CORNING

Notes



Corning Optical Communications LLC • PO Box 489 • Hickory, NC 28603-0489 USA

800-743-2675 • FAX: 828-325-5060 • International: +1-828-901-5000 • www.corning.com/opcomm

A complete listing of the trademarks of Corning Optical Communications is available at www.corning.com/opcomm/trademarks.

All other trademarks are the properties of their respective owners. Corning Optical Communications is ISO 9001 certified.

© 2020 Corning Optical Communications. All rights reserved.

CORNING