



CORNING

Fibre Closures BPEO


Fibre Closures BPEO

Fibre Closures BPEO are closures designed to protect fibre and serve many applications. Available in a range of sizes, they can be deployed above grade (pole, facade) or below grade (manhole, handhole). These closures can be used for fibre-to-the-home (FTTH) deployments and any type of optical fibre cable deployment in the outside plant.

Mechanical and tool free: Easy to re-enter and close; integrated sealing gasket keeps water out.

External cable preparation: Flexible range of cable sealing/strain-relief, offering the unique advantage of performing all cable preparation outside of the closure.


Flexible fibre management: Designed for 900 μm buffered fibre or 250 μm bare fibre, a full family of interchangeable trays helps enable single circuit management for loose tubes and micro cable. This type of fibre management offers a unique way to store and route fibre and is ideal for multiservice networks.



Flexible Fibre Management

The integrated fibre tray organiser inside each closure includes many features:

- Storage area for loose tube cable, microstructure cable, or for express cables (uncut)
- Hinged splice trays easily snap into place
- Large cable guide channels on each side of the integrated splice tray organiser help routing from any tray to any tray
- Identification for each tray is visible whether the closure is open or closed
- Multiple trays help organise and separate fibre



Wide Range of Fibre Splice Trays

The different models of splice trays available for the Fibre Closures BPEO can accommodate various styles of splices.

- Heat-shrink fusion splice protectors in single or double stacks
- Corning® Fibrlok® Mechanical Splices 2540G or 2529.
- Planar Light Circuit (PLC) splitters
- Wavelength division multiplexing (WDM) mux/demux



These trays have separate zones for both the splitter and for different splice types.

Easy opening and closing

The mechanical latch is quick and easy to open and close without the need for any specialised tool.



The built-in seals of the BPEO in conjunction with the latch mechanism ensure that the closure remains watertight even after frequent use. The sealing gasket requires no replacement and no addition of sealant material, even after several open/close operations.

External Cable Assembly Modules (ECAMs)

The cable entry system is a 100 percent mechanical system that does not require the use of heat or electrical power. No special tools are required to complete either the single-cable or dual-cable assemblies. The ECAM system has been designed to enable cables to be prepared and sealed before the cable is installed in the closure. This feature avoids working on the cable inside the closure, close to fibres that are already in use, reducing the possibility of failures. It is also particularly useful when attaching the cables with strength members.



Fibre Closure BPEO Size 0

The Fibre Closure BPEO size 0 closure has been specifically designed for fibre-to-the-home (FTTH) customer connections.

Its small size is ideal for use within all types of manholes, even the smallest ones. BPEO size 0 offers two configurations (up to 12 outputs for small, round drop cables and two branches or up to eight outputs for flat drop or round drop cables up to 9.5 mm). It can also be used for other distribution applications, for example, aerial mounted on a pole, facade networks, or in areas with critical environmental conditions.

Connections to individual customers can be achieved on an as-required basis, without specific tools, thanks to the BPEO range of ECAM mechanical cable entries. The ECAMs have the benefit of improved operational conditions based on external preparation of the cable seal away from the closure assembly.

All of our BPEO closures have an integrated valve for flash testing in the field.

Specifications

General sealing: IP68, 2 meter waterhead, 7 days

Impact test: 20 Joules, IK10 (ambient)

Dimensions overall mm (in)	
Length	240 (9.5)
Width	230 (9.1)
Depth	90 (3.5)

Entry configurations

Mid-span entry (uncut)		Yes
Storage	Microstructure	Yes
	Loose tube 3 mm	Limited, dependent on cable used

Capacity

See pages 14-15 for additional configurations

Maximum number of slots for splice trays	Fusion splices in 5 mm slot, (standard density for G.652D fibre)	Fusion splice 5 mm tray, (1 slot, high density for G.657 fibre)	Fibrlok® splice 5 mm cassette- 1 slot-6 splices
4	48	96	24



Cable Entry Configurations

The Fibre Closure BPEO size 0 is equipped with different sized cable entry ports to accommodate different cables sizes. The description of the cable entry kit indicates the diameter of the cables that can be accommodated within each external cable assembly module (ECAM) and within the closure port in the base.


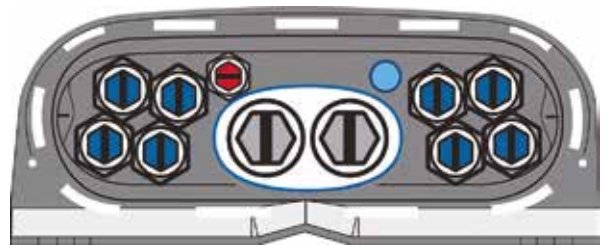
Single-entry ECAMs are prefixed with the letter “S,” followed by an indication for the maximum diameter of cable. For example, ECAM S7 is the entry for one cable, diameter 3-7 mm.





Uncut cable entry ECAMs are prefixed with the letter “D,” followed by an indication for the maximum diameter of cable. For example, ECAM D18 is the double entry for uncut cable, diameter 6-18 mm.

The dual-entry port can be converted to two single ECAM kits (next smaller size), if no uncut cable enters the closure (end-of-span). One or two single ECAMs can be used in place of the double ECAM as needed.




The Fibre Closure BPEO size 0 also comes in grey, which can be more attractive when used on building walls. Contact your sales representative for ordering information. This version is IP56 rated.



-  Single port for ECAM S7 (3-7 mm cable Ø)
-  Single port for ECAM S9.5 (3.5-9.5 mm cable Ø)
-  Dual port for ECAM D18 (6-18 mm cable Ø)
-  Air Valve

- One dual port for double ECAM D18, two single ports S9.5, and 12 single ports for ECAM S7
- or
- One dual port for two single ECAM S12, two single ports S9.5, and 12 single ports for ECAM S7

Fibre Closure BPEO Size 1



The Fibre Closure BPEO size 1 organiser can be equipped with up to 12 splice trays, if the closure is used with standard micro cables in mid-span applications. Alternatively, if loose tube cables are used in a mid-span application, then the splice tray capacity is eight.

The maximum capacity of the organiser is 144 fusion splices, located within 12 trays, or 288 fusion when using low-bend-radius fibre.

The BPEO size 1 comes with a 12-slot organiser, tube structure clamps and installation tool, and a fibre bridge guide. The fibre bridge guide is used to route individual output or unused fibres from one splice tray into the tray input of another splice tray in the organiser.



The Fibre Closure BPEO size 1 also comes in grey, which can be more attractive when used on building walls. Contact your sales representative for ordering information. This version is IP56.

Specifications

General sealing: IP68, 5 meters waterhead, 7 days
Impact test: 20 Joules, IK10 (ambient)

Dimensions overall mm (in)			
Closure body	With wall-mount bracket	With pole-mount bracket	With pole-/wall-mount bracket
Length	382 (15.0)	382 (15.0)	382 (15.0)
Width	204 (8.0)	310 (12.2)	230 (9.1)
Depth	92 (3.6)	97 (3.8)	122 (4.8)

Entry configurations

	EOC	CDP	EDP	FDP
Mid-Span Entry (uncut)	No	Yes	Yes	Yes
Storage of: Loose tube 3 mm/microstructure cable	Yes Yes	Yes Yes	Yes Yes	Yes Yes

Capacity

Capacity depends directly on the volume of stored/unused fibres/tubes. See pages 14-15 for additional configurations.

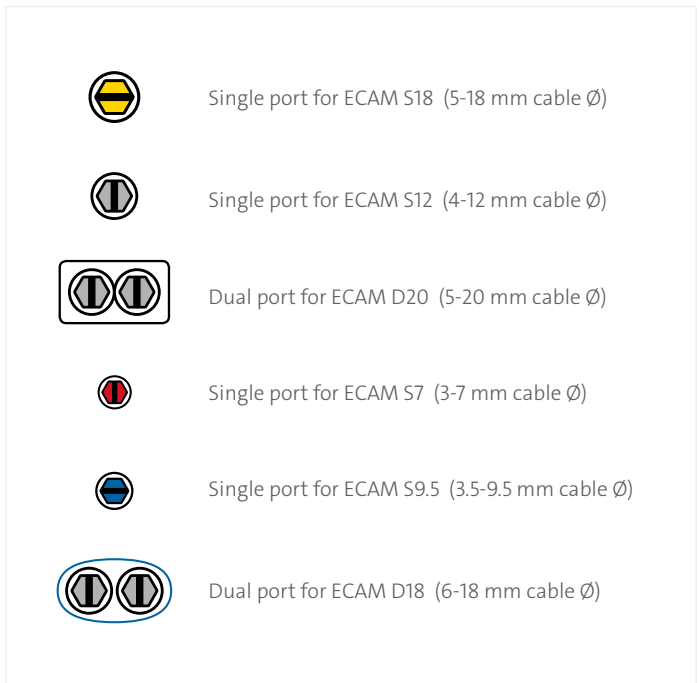
Closure size	Maximum number of slots for splice trays	Fusion splices in 10 mm tray (2 slots high density, 45 mm sleeves) G652D fibre	Fusion splice in 5 mm tray, (1 slot, standard density for G.652D fibre)	Fusion splices in 5 mm tray (1 slot, high density for G.657 fibre)	Fibrlok® splice 2540G (6 ea in 5 mm tray / 12 ea in 10 mm tray)
Microstructure	12	288	144	288	72
Loose tubes 3 mm	8	192	96	192	48

Cable Entry Configurations

The BPEO size 1 is available in different models, depending on the application in which they are to be used. These different models feature various combinations of the type and size of cable entries to suit network requirements. The cable entry kits are available in various sizes to suit a range of cable diameters and whether they are to be used for single cables or for uncut (express) cable.

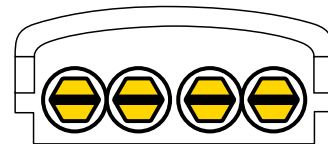
For example, the External Cable Assembly Module (ECAM) S18 covers cable diameters between five and 18 mm and the ECAM D20 is a double-entry sealing kit for uncut (express) cables between five and 20 mm diameter. The dual-entry port can be converted to two single ECAM kits (next smaller size), if no uncut cable enters the closure (end-of-span application). One or two single ECAMs can be used instead of the double ECAM as needed.

In addition, a single cable entry can be used inside the double port to terminate the end-of-span closure.



End of Cable (EOC)

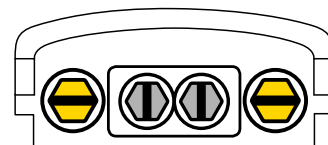
Straight joint, four single entries, ECAM S18



Cable Distribution Point (CDP)

Two possible configurations


- One dual port for double ECAM D20 and two single ports for ECAM S18 or
- One dual port for two single ECAM S12 and two single ports for ECAM S18



End Distribution Point (EDP)

Two possible configurations

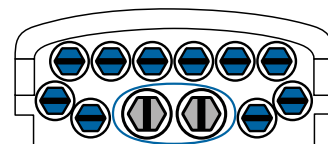
- One dual port for ECAM D20 and four single ports for ECAM S12 or
- One dual port for two single ECAM S12 and four single ports for ECAM S12



Fibre Distribution Point for Branch Cables (FDP BRANCH)

Two possible configurations

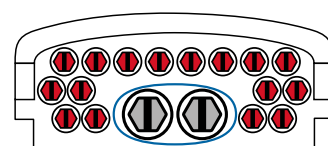
- One dual port for ECAM D18 and 10 single ports for ECAM S9.5 or
- One dual port for two single ECAM S12 and 10 single ports for ECAM S9.5



Fibre Distribution Point for Drop Cables (FDP DROP)

Two possible configurations

- One dual port for ECAM D18 and 16 single ports for ECAM S7 or
- One dual port for two single ECAM S12 and 16 ports for single ECAM S7




Fibre Closure BPEO Size 1.5



S1.5 Branch

The Fibre Closure BPEO size 1.5 is equipped with a tray organiser that enables management of loose tube mid-span feeder cables while still offering the capacity for 144 fusion splices or 288 fusion splices with low-bend-radius fibre. This closure offers the same footprint as the BPEO size 1 and uses the same mounting accessories.

Two versions of the BPEO size 1.5 are available, offering either 25 ports for cables less than 7 mm in diameter or 13 ports for cables less than 9.5 mm in diameter. Each configuration has ports for two branch cables.



S1.5 Drop



The Fibre Closure BPEO size 1.5 also comes in grey, which can be more attractive when used on building walls. Contact your sales representative for ordering information. This version is IP56.

Specifications

General sealing: IP68, 5 meters waterhead, 7 days
 Impact test: 20 Joules, IK10 (ambient)

Dimensions overall mm (in)		Entry configurations		
Closure Body			FDP Drop	FDP Branch
Length	382 (15.0)	Mid-span entry (uncut)	Yes	Yes
Width	204 (8.1)	Storage of: loose tube 3 mm/microstructure cable	Yes	Yes
Depth	120 (4.7)		Yes	Yes

Capacity					
Capacity depends on the volume of stored/unused fibres/tubes. See pages 14-15 for additional configurations.					
Closure size	Maximum number of slots for splice trays	Fusion splices in 10 mm tray (2 slots high density, 45 mm sleeves) G652D fibre	Fusion splice in 5 mm tray, (1 slot, standard density for G.652D fibre)	Fusion splices in 5 mm tray (1 slot, high density for G.657 fibre)	Fibrlok® splice 2540G (6 ea in 5 mm tray / 12 ea in 10 mm tray)
Microstructure	12	288	144	288	72
Loose tubes 3 mm	12	288	144	288	72

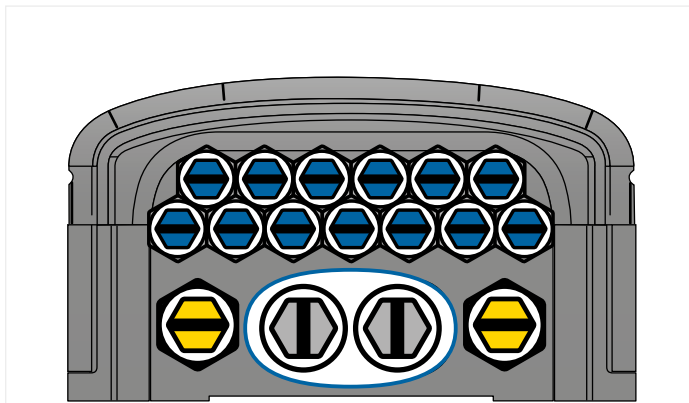

Cable Entry Configurations

The Fibre Closure BPEO size 1.5 is equipped with different size cable entry ports, depending on the size of cables. The description of the cable entry kits indicates the diameter of the cables that can be accommodated within each external cable assembly module (ECAM) and within the closure base.

Single-entry ECAMs are prefixed with the letter “S,” followed by an indication for the maximum diameter of cable. For example, ECAM S7 – entry for one cable, diameter 3-7 mm.

Uncut cable entry ECAMs are prefixed with the letter “D,” followed by an indication for the maximum diameter of cable. For example, ECAM D18 – double entry for uncut cable, diameter 6-18 mm.

The dual-entry port can be converted to two single ECAM kits (next smaller size), if no uncut cable enters the closure (end of span application). One or two single ECAMs can be used in place of the double ECAM as needed.

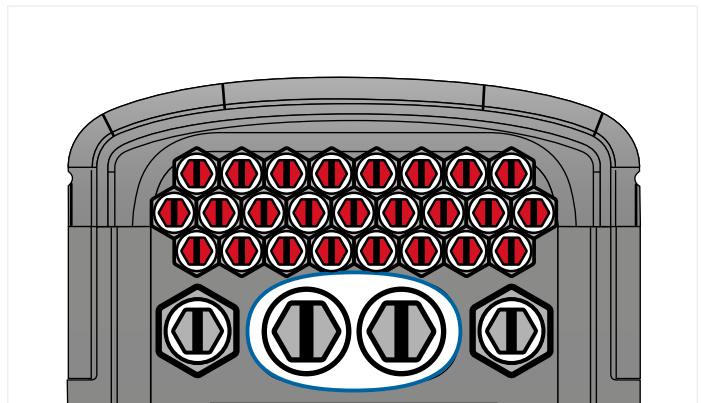


FDP Branch

Fibre distribution point for 13 drop cables and two branch cables

Two possible configurations:

- One dual port for double ECAM D18 and two single ports for ECAM S18 and 13 single ports for ECAM S9.5
- or
- One dual port for two single ECAM S12 and two single ports for ECAM S18 and 13 single ports for ECAM S9.5



FDP Drop

Fibre distribution point for 25 drop cables and two branch cables

Two possible configurations:

- One dual port for double ECAM D18 and two single ports for ECAM S12 and 25 single ports for ECAM S7
- or
- One dual port for two single ECAM S12 and two single ports for ECAM S12 and 25 single ports for ECAM S7

Fibre Closure BPEO Sizes 2 and 3

Fibre Closures BPEO size 2 and size 3 are high-capacity closures designed for use within the trunk and feeder segments of a fibre network. The organiser in a BPEO size 2 closure can accommodate up to 28 splice trays (5 mm). It has a typical capacity of 336 fusion splices when using the standard-density 5 mm tray. This amount can double when using G.657D fibre and the high-density 5 mm tray.

The BPEO size 3 organiser contains 48 slot positions for splice trays (5 mm). It has a typical capacity of 576 fusion splices when using the standard density 5 mm tray. This amount can double when using G.657 fibre and the high-density 5 mm tray. Both closures are watertight and can be pressurized for applications in all environments and mounting locations – buried, within a manhole, on the wall, or on a pole.



Specifications

General sealing: IP68, 5 meters waterhead, 7 days
 Impact test: 20 Joules, IK10 (ambient)

Dimensions overall mm (in)

Size	Length	Width	Depth closure support	Depth with wall support	Depth with pole/wall support
2	520 (20.5)	341 (13.4)	149 (5.9)	154 (6.0)	178 (7.0)
3	661 (26.0)	341 (13.4)	149 (5.9)	154 (6.0)	178 (7.0)

Entry configurations

	CDP	EDP	FDP
Mid-span entry (uncut)	Yes	Yes	Yes
Storage of: Loose tube 3 mm/microstructure cable	Yes Yes	Yes Yes	Yes Yes

Capacity

Capacity depends directly on the volume of stored/unused fibres/tubes. See pages 14-15 for additional configurations.

Closure size	Maximum number of slots for splice trays	Fusion splices in 10 mm tray (2 slots high density, 45 mm sleeves) G652D fibre	Fusion splice in 5 mm tray, (1 slot, standard density for G.652D fibre)	Fusion splices in 5 mm tray (1 slot, high density for G.657 fibre)	Fibrlok [®] splice 2540G (6 ea in 5 mm tray / 12 ea in 10 mm tray)
BPEO size 2	28	672	336	672	168
BPEO size 3	48	1152	576	1152	288


Cable Entry Configurations






BPEO Closures sizes 2 and 3 are equipped with identical cable entry port configurations that are the same height but support different lengths and splice capacities.

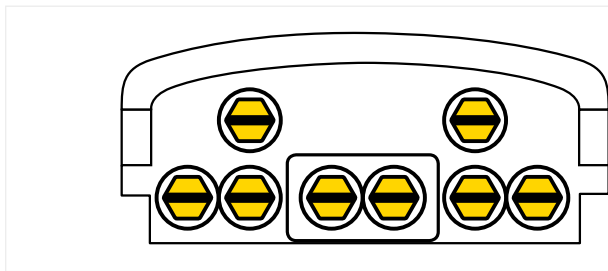
Depending on the application and the cable diameters, three different entry port configurations are available with a combination of the following External Cable Assembly Module (ECAM) kits:

- ECAM S12 for cable diameters between 4 and 12 mm
- ECAM S18 for cable diameters between 5 and 18 mm
- ECAM D20 for cable diameters between 5 and 20 mm
- ECAM D27 for cable diameters between 5 and 27 mm
- ECAM D18 for cable diameters between 6 and 18 mm

The dual-entry port can be converted to two single ECAM kits (next smaller size) if no uncut cable enters the closure (end-of-span application). One or two single ECAMs can be used in place of the double ECAM if needed.



	Single port for ECAM S18 (5-18 mm cable Ø)
	Single port for ECAM S12 (4-12 mm cable Ø)
	Dual port for ECAM D27 (5-27 mm cable Ø)
	Dual port for ECAM D20 (5-20 mm cable Ø)
	Dual port for ECAM D18 (6-18 mm cable Ø)

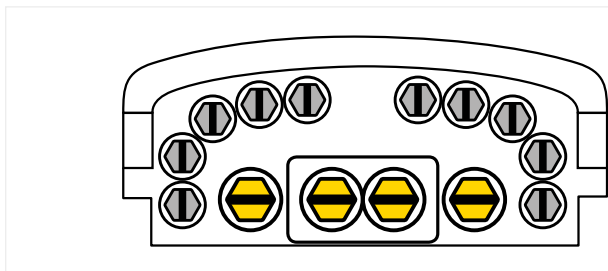


Cable Distribution Point (CDP)

Local convergence point for branch cables

Two possible configurations:

- One dual port for double ECAM D27 and six single ports for ECAM S18
- or
- One dual port for two single ECAM S18 and six single ports for ECAM S18

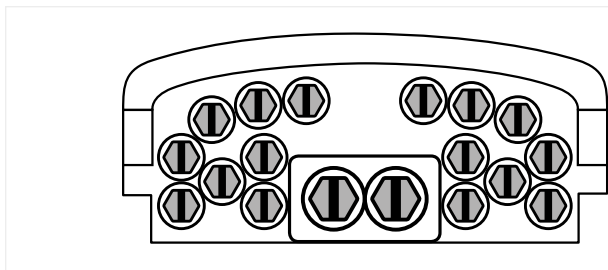


End Distribution Point (EDP)

Local convergence point for branch cables

Two possible configurations:

- One dual port for double ECAM D27 and two single ports for ECAM S18 and 10 single ports for ECAM S12
- or
- One dual port for two single ECAM S18 and two single ports for ECAM S18 and 10 single ports for ECAM S12

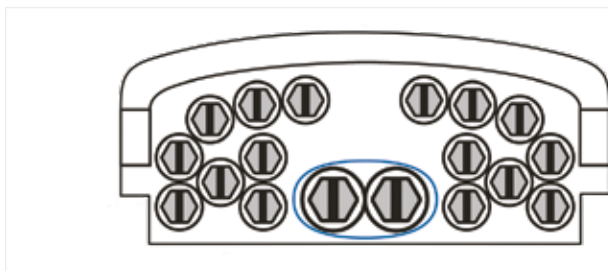


Branch Distribution Point (BDP)

Local convergence point for branch cables

Two possible configurations:

- One dual port for double ECAM D20 and 16 single ports for ECAM S12
- or
- One dual port for two single ECAM S12 and 16 single ports for ECAM S12



BDP D18

Fibre Distribution Hub for Branch cables

Two possible configurations:

- One dual port for double ECAM D18 and 16 single ports for ECAM S12
- or
- One dual port for two single ECAM S12 and 16 single ports for ECAM S12

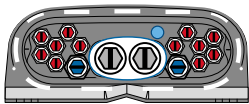

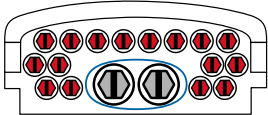
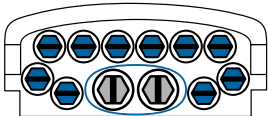
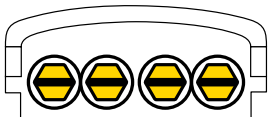
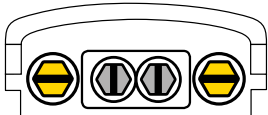

Fibre Closure BPEO Selection Guide


Closure/Terminal Bodies

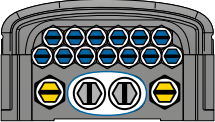
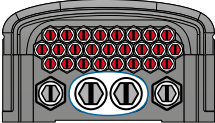
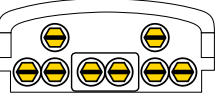
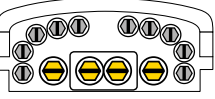
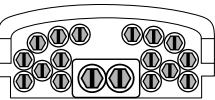

All Fibre Closures BPEOs are delivered with:

- Closure body, cover with air valve (for flash test)
- Port plugs on all cable entry ports
- Installed fibre organiser complete with storage area for microstructure or loose tube (3 mm) cables

Splice trays, mounting brackets, and external cable assembly modules are available separately.

Port Configuration	Description	Delivery Unit	Catalog Number	SAP Number
	BPEO-S0-FDP-DROP Fibre distribution point for up to 12 drop cables and two branch cables Organiser holds up to four splice trays N501741A	10	FQ100082228	981464
	BPEO-S0-FDP-BRANCH Fibre distribution point for up to eight drop cables (flat or round) and one branch cable Organiser holds up to six splice trays N501897A	8	UU009372267	982523
	BPEO-S1-FDP-DROP Fibre distribution point for up to 16 drop cables Organiser holds up to 12 splice trays N501714A	1	FQ100080834	980610
	BPEO-S1-FDP-BRANCH Fibre distribution point for up to 10 drop cables Organiser holds up to 12 splice trays	1	UU001507605	982017
	BPEO-S1-EOC End-of-cable closure for up to four cables Organiser holds up to 12 splice trays N501487A	1	FQ100068185	980579
	BPEO-S1-CDP Cable distribution point for one express and two branch cables Organiser holds up to 12 splice trays N501488A	1	FQ100068193	980580
	BPEO-S1-EDP End distribution point for one express and four branch cables Organiser holds up to 12 splice trays N501489A	1	FQ100068201	980581



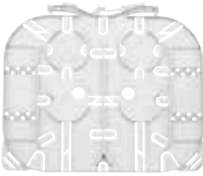


Port Configuration	Description	Delivery Unit	Part Number	SAP Number
	BPEO-S1.5-FDP-BRANCH Local convergence point for up to 13 drop cables and two branch cables Organiser holds up to 12 splice trays N501844A	1	UU004973481	982226
	BPEO-S1.5-FDP-DROP Local convergence point for up to 25 drop cables and two branch cables Organiser holds up to 12 splice trays N501846A	1	UU007740473	982227
	BPEO-S2-CDP Local convergence point for one express cable and six branch cables Organiser holds up to 28 splice trays N501491A	1	FQ100068227	980582
	BPEO-S3-CDP Local convergence point for one express cable and six branch cables Organiser holds up to 48 splice trays N501494A		FQ100068250	981810
	BPEO-S2-EDP End distribution point for up to one express cable and 12 branch cables Organiser holds up to 28 splice trays N501492A	1	FQ100068235	980583
	BPEO-S3-EDP End distribution point for up to one express cable and 12 branch cables Organiser holds up to 48 splice trays N501495A		FQ100068268	980585
	BPEO-S2-BDP Branch distribution point for up to one express cable and 16 branch cables Organiser holds up to 28 splice trays N501493A	1	FQ100068243	980584
	BPEO-S3-BDP Branch distribution point for up to one express cable and 16 branch cables Organiser holds up to 48 splice trays N501496A		FQ100068276	980655
	BPEO-S2-BDP Branch distribution point for up to one express cable and 16 branch cables Organiser holds up to 28 splice trays N501852AA	1	UU008274092	982337

BPEO Splice Trays Selection Guide


The type of splice technology used (fusion or mechanical) and whether planar light circuit (PLC) splitters are required will help determine which BPEO splice tray should be selected.

- Compact trays are 5 mm in height and occupy one slot in the fibre organiser.
- Standard trays are 10 mm in height and occupy two slots.
- All BPEO splice trays accept heat-shrink fusion splice protectors of 2.4 mm x 45 mm or 2.4 mm x 60 mm (after shrinkage).

For example, Fibre Closure BPEO size 1 is equipped with a 12-slot fibre organiser. If using a 5 mm tray for 12 fusion splices, the total capacity of the closure will be 144 splices.










Tray	Description	Delivery Unit	Catalog Number	SAP Number
	Bi-Zone Compact Trays - 5 mm (For G.657 Fibre)			
	BPEO Cassette 1 slot - 12 Can hold 12 fusion splices in two different zones (1x6 and 1x6) N541182A	10	FQ100083754	981502
	BPEO-BZ-16+PLC Can hold 16 fusion splices in two different zones (1x8 and 1x8) and two planar light circuit (PLC) splitters (4x4x40 mm or 4x4x50 mm) N541241A	20	UU009055102	982409
	BPEO-BZ-24 Can hold 24 fusion splices in two different zones (1x12 and 1x12) N541238A	20	UU009055516	982410
	Uni-Zone Compact Trays - 5 mm (For G.652D fibre)			
	BPEO-UZ-12 Can hold 12 fusion splices (1x12) N541106A	20	FQ100068284	980586
	BPEO-UZ-1PLC Can hold one PLC splitter (4x4x40 mm or 4x4x50 mm) and nine fusion splices (1x9) N541113A	20	FQ100074266	980592
	BPEO-UZ-2PLC Can hold two PLC Splitters (4x4x40 mm or 4x4x50 mm) and six fusion splices (2x3) N541155A	20	FQ100079471	981368
	BPEO-UZ-1SHC Can hold one planar light circuit (PLC) splitter SHC type (4x7x60 mm) and eight fusion splices (1x8) N541242A	20	UU009065564	982471
	BPEO-UZ-FIBRLOK Can hold six Corning® Fibrlok® splices 2540G (1x6) N541103A	20	FQ100068318	981264
	High-Density Standard Tray - 10 mm (For G.652D fibre)			
	BPEO-HD-24+PLC Can hold 24 fusion splices (3x8) and one planar light circuit (PLC) splitter (4x4x40 mm or 4x4x50 mm or 4x7x50 mm) N541151A	10	FQ100080552	981398




Tray	Description	Delivery Unit	Catalog Number	SAP Number
	Standard Trays - 10 mm (For G.652D fibre)			
	BPEO-SD-12+PLC Can hold 12 fusion splices (2x6) and one PLC Splitter (4x4x40 mm or 4x4x50 mm or 4x7x50 mm) N541104A	10	FQ100068292	980587
	BPEO-SD-UNIVERSAL Can hold any combination between: <ul style="list-style-type: none"> • 12 fusion splices • 12 Corning® Fibrlok® splices 2540G (2x6) • Six Fibrlok splices 2529 (1x6) • 12 PLC splitter (4x4x40 mm or 4x4x50 mm or 4x7x50 mm) • Six PLC splitter (4x7x50 mm) N541121A	10	FQ100074373	981300
	BPEO-SD-FIBRLOK Can hold 12 Fibrlok splices 2540G (2x6) or six Fibrlok splices 2529 (1x6) N541108A	10	FQ100068300	980588
	BPEO-SD-FIBRLOK+ PLC Can hold 10 Fibrlok splices 2540G (2x5) or five Fibrlok splices 2529 (1x5) and one PLC splitter (4x4x40 mm or 4x4x50 mm or 4x7x50 mm) N541110A	10	FQ100068326	981265






External Cable Assembly Modules

External cable assembly modules (ECAMs) are mechanical cable entry sealing kits for single ports or double ports (for uncut cable). The kits are supplied complete with assembly tool. Holders and anchors are supplied with the closure.

Type	Description	Delivery Unit	Catalog Number	SAP Number	For Use with These Fibre Closures BPEO
External Cable Assembly Modules (ECAMs) for Double Cable Entries					
	ECAM D18 Main Body from 4.5 to 6 mm diameter N721162B	10	FQ100084638	981850	
	ECAM D18 Double-Entry Cable Sealing Kit for cable from 4.5 to 6 mm N721176A	10	FQ100084646	981894	
	ECAM D18 Main Body for cables from 6 to 18 mm diameter N721162A	10	FQ100081857	981449	
	ECAM D18 Double-Entry Cable Sealing Kit for cables from 6 to 9 mm diameter N721163A	10	FQ100081931	981454	BPEO S0 FDP DROP BPEO S0 FDP BRANCH BPEO S1 FDP DROP BPEO S1 FDP BRANCH BPEO S1,5 FDP DROP BPEO S1,5 FDP BRANCH BPEO S2 BDP
	ECAM D18 Double-Entry Cable Sealing Kit for cables from 9 to 12 mm diameter N721164A	10	FQ100081949	981455	
	ECAM D18 Double-Entry Cable Sealing Kit for cables from 12 to 5 mm diameter N721165A	10	FQ100081956	981456	
	ECAM D18 Double-Entry Cable Sealing Kit for cables from 15 to 18 mm diameter N721166A	10	FQ100081964	981457	
	ECAM D20 Double-Entry Cable Sealing for cables from 5 to 20 mm diameter N721130A	5	FQ100078903	980604	
	ECAM D27 Double-Entry Cable Sealing for cables from 5 to 27 mm diameter N721131A	5	FQ100078911	981362	BPEO-S2-EDP BPEO-S3-EDP BPEO-S2/S3-CDP


Type	Description	Delivery Unit	Catalog Number	SAP Number	For Use with These Fibre Closures BPEO
External Cable Assembly Modules (ECAMs) for Single-Cable Entries					
	ECAM S7 Single-Entry Cable Sealing for cables from 3 to 7 mm diameter N721190A and N721171A (100 units)	60	UU003030390	982063	BPEO-S0-FDP-DROP
		100	FQ100084224	981877	BPEO-S1-FDP-DROP BPEO-S1.5-FDP-DROP
	ECAM S9.5 Single-Entry Cable Sealing for cables from 3.5 to 9.5 mm diameter	60	UU003028675	982062	BPEO-S0-FDP-BRANCH
			FQ100084257	997470	BPEO-S1-FDP-BRANCH BPEO-S1.5-FDP-BRANCH
	ECAM S12 Single-Entry Cable Sealing for cables from 4 to 12 mm diameter N721126A	10	FQ100083556	980613	BPEO-S1-FDP-DROP
		20	UU003725015	982094	BPEO-S1-EDP BPEO-S1-CDP BPEO-S1.5-FDP-DROP BPEO-S1.5-FDP-BRANCH BPEO-S2/S3-EDP BPEO-S2/S3-BDP
	ECAM S18 Single-Entry Cable Sealing for cables from 5 to 18 mm diameter N721127A	10	FQ100079562	980608	BPEO-S1-EOC BPEO-S1-CDP BPEO-S1.5-FDP-BRANCH BPEO-S2/S3-EDP BPEO-S2/S3-CDP
	ECAM FLAT DROP Single-Entry Cable Sealing for SST flat drop cable N721218A	60	UU009542067	982539	BPEO-S0-FDP-BRANCH BPEO-S1-FDP-BRANCH BPEO-S1.5-FDP-BRANCH

Mounting Brackets


Type	Description	Delivery Unit	Catalog Number	SAP Number	Application
	Wall/Pole Plastic Bracket for use with Fibre Closures BPEO size 1 and size 1.5 N711892A	5	UU004018741	982113	Pole
	Wall/Pole Plastic Bracket for use with Fibre Closures BPEO size 1 and size 1.5 N711599A	5	FQ100075909	981308	Wall/ Manhole
	Wall/Pole Plastic Bracket for use with Fibre Closures BPEO size 2 and size 3 N711600A	5	FQ100075917	981309	Wall/ Manhole
	Wall/Pole Plastic Bracket for use with Fibre Closures BPEO size 1 and size 1.5 (compatible with grounding kit) N711438A	5	FQ100068342	981266	Pole/Wall/ Manhole
	Wall/Pole Plastic Bracket for use with Fibre Closures BPEO size 2 and size 3 (compatible with grounding kit) N711440A	5	FQ100068367	980589	Pole/Wall/ Manhole
	BPEO Grounding Kit Set, four cables (Applicable only if closure is fixed by wall/pole metal bracket) N151064A	40	FQ100051447	981188	Grounding Toneable Cable

Configuration Table for Fibre Closures BPEO

Catalog Number	Type of Fibre Closure BPEO	ID for Applicable External Cable Assembly Modules (ECAMs)	Number of Cable Entries (Maximum)	Compatible Cable Entries	Compatible Splice Trays
UU009372267	BPEO-S0-FDP-BRANCH 6 SLOTS	FQ100084638	1	Body Double ECAM D18 (from 4 to 6 mm) Cable Entry Kit for D18 (from 4 to 6 mm) Body Double ECAM D18 (from 6 to 18 mm) Cable Entry Kit for D18 (from 6 to 9 mm) Cable Entry Kit for D18 (from 9 to 12 mm) Cable Entry Kit for D18 (from 12 to 15 mm) Cable Entry Kit for D18 (from 15 to 18 mm) Single ECAM S7 (from 3 to 7 mm) Single ECAM S9.5 (from 3.5 to 9.5 mm) Single ECAM-FLAT-DROP (SST)	All cassette types
		FQ100084646	1		
		FQ100081857	1		
		FQ100081931	1		
		FQ100081949	1		
		FQ100081956	1		
		FQ100081964	1		
		FQ100084224 or UU003030090 FQ100084257 or UU003028675 UU009562067	1 8 8		
FQ100082228	BPEO-S0-FDP-DROP 4 SLOTS	FQ100084638	1	Body Double ECAM D18 (from 4 to 6 mm) Cable Entry Kit for D18 (from 4 to 6 mm) Body Double ECAM D18 (from 6 to 18 mm) Cable Entry Kit for D18 (from 6 to 9 mm) Cable Entry Kit for D18 (from 9 to 12 mm) Cable Entry Kit for D18 (from 12 to 15 mm) Cable Entry Kit for D18 (from 15 to 18 mm) Single ECAM S7 (from 3 to 7 mm) Single ECAM S9.5 (from 3.5 to 9.5 mm) Single ECAM-FLAT-DROP (SST)	All cassette types
		FQ100084646	1		
		FQ100081857	1		
		FQ100081931	1		
		FQ100081949	1		
		FQ100081956	1		
		FQ100081964	1		
		FQ100084224 or UU-003030090 FQ100084257 or UU-003028675 UU009562067	1 8 8		
FQ100068185	BPEO-S1-EOC 12 SLOTS	FQ100084257 A	4	Single ECAM S18 (from 5 to 18 mm)	All cassette types
FQ100068193	BPEO-S1-CDP 12 SLOTS	FQ100078903 FQ100084257	1 2	Double ECAM D20 (from 5 to 20 mm) Single ECAM S18 (from 5 to 18 mm)	All cassette types
FQ100068201	BPEO-S1-EDP 12 SLOTS	FQ100078903 FQ100083556	1 4	Double ECAM D20 (from 5 to 20 mm) Single ECAM S12 (from 4 to 12 mm)	All cassette types
UU001507605	BPEO-S1-FDP-BRANCH 12 SLOTS	FQ100084638	1	Body Double ECAM D18 (from 4 to 6 mm) Cable Entry Kit for D18 (from 4 to 6 mm) Body Double ECAM D18 (from 6 to 18 mm) Cable Entry Kit for D18 (from 6 to 9 mm) Cable Entry Kit for D18 (from 9 to 12 mm) Cable Entry Kit for D18 (from 12 to 15 mm) Cable Entry Kit for D18 (from 15 to 18 mm) Single ECAM S9.5 (from 3.5 to 9.5 mm)	All cassette types
		FQ100084646	1		
		FQ100081857	1		
		FQ100081931	1		
		FQ100081949	1		
		FQ100081956	1		
		FQ100078903	1		
FQ100084257 or UU003028675	10				
FQ100080834	BPEO-S0-FDP-DROP 12 SLOTS	FQ100084638	1	Body Double ECAM D18 (from 4 to 6 mm) Cable Entry Kit for D18 (from 4 to 6 mm) Body Double ECAM D18 (from 6 to 18 mm) Cable Entry Kit for D18 (from 6 to 9 mm) Cable Entry Kit for D18 (from 9 to 12 mm) Cable Entry Kit for D18 (from 12 to 15 mm) Cable Entry Kit for D18 (from 15 to 18 mm) Single ECAM S7 (from 3 to 7 mm)	All cassette types
		FQ100084646	1		
		FQ100081857	1		
		FQ100081931	1		
		FQ100081949	1		
		FQ100081956	1		
		FQ100078903	1		
		FQ100084224 or UU003030090	16		
UU004973481	BPEO-S1.5-FDP-BRANCH 12 SLOTS	FQ100084638	1	Body Double ECAM D18 (from 4 to 6 mm) Cable Entry Kit for D18 (from 4 to 6 mm) Body Double ECAM D18 (from 6 to 18 mm) Cable Entry Kit for D18 (from 6 to 9 mm) Cable Entry Kit for D18 (from 9 to 12 mm) Cable Entry Kit for D18 (from 12 to 15 mm) Cable Entry Kit for D18 (from 15 to 18 mm) Single ECAM S9.5 (from 3.5 to 9.5 mm) Single ECAM S18 (from 5 to 18 mm)	All cassette types
		FQ100084646	1		
		FQ100081857	1		
		FQ100081931	1		
		FQ100081949	1		
		FQ100081956	1		
		FQ100078903	1		
		FQ100084257 or UU003028675	13		
		FQ100084257	2		
		UU007740473	BPEO-S1.5-FDP-DROP 12 SLOTS		
FQ100084646	1				
FQ100081857	1				
FQ100081931	1				
FQ100081949	1				
FQ100081956	1				
FQ100078903	1				
FQ100084224 or UU003030090 FQ100083556	25 2				
FQ100068227	BPEO-S2-CDP 28 SLOTS	FQ100078911 FQ100084257	1 6	Double ECAM D27 (from 5 to 27 mm) Single ECAM S18 (from 5 to 18 mm)	All cassette types
FQ100068235	BPEO-S2-EDP 28 SLOTS	FQ100078911 N721126A or N721198A FQ100084257	1 10 2	Double ECAM D27 (from 5 to 27 mm) Single ECAM S12 (from 4 to 12 mm) Single ECAM S18 (from 5 to 18 mm)	All cassette types
FQ100068243	BPEO-S2-BDP 28 SLOTS	FQ100078903 FQ100083556	1 16	Double ECAM D20 (from 5 to 20 mm) Single ECAM S12 (from 4 to 12 mm)	All cassette types
FQ100068250	BPEO-S3-CDP 48 SLOTS	FQ100078911 FQ100084257	1 6	Double ECAM D27 (from 5 to 27 mm) Single ECAM S18 (from 5 to 18 mm)	All cassette types
FQ100068268	BPEO-S3-EDP 48 SLOTS	FQ100078911 N721126A or N721198A FQ100084257	1 10 2	Double ECAM D27 (from 5 to 27 mm) Single ECAM S12 (from 4 to 12 mm) Single ECAM S18 (from 5 to 18 mm)	All cassette types
FQ100068276	BPEO-S3-BDP 48 SLOTS	FQ100078903 FQ1000-8355-6	1 16	Double ECAM D20 (from 5 to 20 mm) Single ECAM S12 (from 4 to 12 mm)	All cassette types

Number of Splice Trays (Maximum)	ID for Compatible Wall- or Pole-Mount Bracket	
6 x cassettes 1 slot 3 x cassettes 2 slots	Support integrated in the closure body (Wall/Pole)	
4 x cassettes 1 slot 2 x cassettes 2 slots	Support integrated in the closure body (Wall/Pole)	

12 x cassettes 1 slot 6 x cassettes 2 slots	FQ100075909 (Wall) UU004018741 (Pole)	
12 x cassettes 1 slot 6 x cassettes 2 slots	FQ100075909 (Wall) UU004018741 (Pole)	
12 x cassettes 1 slot 6 x cassettes 2 slots	FQ100075909 (Wall) UU004018741 (Pole)	
12 x cassettes 1 slot 6 x cassettes 2 slots	FQ100075909 (Wall) UU004018741 (Pole)	

12 x cassettes 1 slot 6 x cassettes 2 slots	Support integrated in the closure body (Wall) UU004018741 (Pole)	
12 x cassettes 1 slot 6 x cassettes 2 slots	Support integrated in the closure body (Wall) UU004018741 (Pole)	

28 x cassettes 1 slot 14 x cassettes 2 slots	FQ100079620	
28 x cassettes 1 slot 14 x cassettes 2 slots	FQ100079620	
28 x cassettes 1 slot 14 x cassettes 2 slots	FQ100079620	
48 x cassettes 1 slot 24 x cassettes 2 slots	FQ100079620	
48 x cassettes 1 slot 24 x cassettes 2 slots	FQ100079620	
48 x cassettes 1 slot 24 x cassettes 2 slots	FQ100079620	

External Cable Assembly Module Dual/Single Cross Reference		
A double entry port can either host 1 dual ECAM or 2 single ECAMs		
1 x Dual-Closure Entry Port D27	1 x Double ECAM D27	2 x Single ECAM S18
1 x Dual-Closure Entry Port D20	1 x Double ECAM D20	2 x Single ECAM S12
1 x Dual-Closure Entry Port D18	1 x Double ECAM D18	2 x Single ECAM S12



CORNING

Corning Optical Communications GmbH & Co. KG • Leipziger Strasse 121 • 10117 Berlin, GERMANY
+00 800 2676 4641 • FAX: +49 30 5303 2335 • www.corning.com/opcomm/emea

Corning Optical Communications reserves the right to improve, enhance, and modify the features and specifications of Corning Optical Communications products without prior notification. A complete listing of the trademarks of Corning Optical Communications is available at www.corning.com/opcomm/trademarks. All other trademarks are the properties of their respective owners. Corning Optical Communications is ISO 9001 certified. © 2019 Corning Optical Communications. All rights reserved. CRR-917-A4-BEN / October 2019