



















CORNING

2021 Carrier Networks

# Core Products



# Carrier Innovation

<p><b>1970</b></p>  <p>Invented the first low-loss optical fiber for communication networks</p>	<p><b>1990</b></p>  <p>Fiber optic splice closure 2178 created for buried, belowgrade, aerial, and pole-mounted deployments</p>	<p><b>1994</b></p>  <p>Developed first CATV Node Assembly</p>	<p><b>2005</b></p>  <p>SLiC® aerial closure released as free-breathing, weather-resistant, single-piece closure for aerial applications</p>	<p><b>2012</b></p>  <p>Crimplok™+ connector – First-known, commercially available, field-mounted connector for FTTx indoor and outdoor use with no splice, gel, or adhesives</p>	<p><b>2014</b></p>  <p>7 million homes passed with OptiTip® connectors</p>	<p><b>2016</b></p>  <p>Clear Track fiber pathway answers demand for small-footprint, virtually invisible fiber deployment option</p>	<p><b>2018</b></p>  <p>Acquired substantially all of 3M's high-bandwidth products, expanding the optical solutions for our customers and improving access to broadband connectivity</p>
<p><b>1978</b></p>  <p>Developed loose tube fiber optic cable design</p>	<p><b>1992</b></p>  <p>First domestic ribbon cable invented</p>	<p><b>2004</b></p>  <p>Preterminated OptiTap® connector-enabled products became an industry standard and spurred OptiTip® connector and FlexNAP™ system development facilitating mass FTTH deployments</p>	<p><b>2007</b></p>  <p>ClearCurve® fiber revolutionized fiber installation in the most challenging environments</p>	<p><b>2013</b></p>  <p>Centrix™ system was developed to support highdensity solutions for central office applications</p>	<p><b>2015</b></p>  <p>Launched MiniXtend® cable with Binderless FastAccess® technology with industry-leading fiber density</p>	<p><b>2017</b></p>  <p>Launched the FlexNAP multiuse system, the industry's first solution to offer a combination of multifiber and singlefiber connection points, making it easier to quickly deploy FTTx networks</p>	<p><b>2020</b></p>  <p>Introduced Pushlok™ Connector Technology, enabling the smallest form factor preconn solutions available</p>



# Contents

Connecting Better Together .....	4
Central Office/Headend Solutions .....	6
Optical Cables and Closures .....	18
Legacy Copper .....	24
Hybrid Fiber Coax .....	28
FTTH – Single-Family Units .....	32
FTTH – Multidwelling Unit .....	38
Wireless Convergence .....	44
Programs and Resources .....	48

Connect with the solution that best fits the needs of your network by leveraging the full portfolio of Corning products.

## WHY TRUST YOUR NETWORK TO CORNING?

Corning is a diversified technology company with a proud history of developing breakthrough technologies that significantly improve people’s lives. We’ve been changing the world through innovation for more than 165 years, and our fiber optic products have been used in the communications networks of the biggest and most profitable companies in the world. There is no one more qualified to connect your network.

**Evolve your network, transform the world.**



# Connecting Better Together

Whether you are maintaining your infrastructure to stay ahead of bandwidth demand or building your network from the ground up, you have scores of decisions to make – and every one of them can impact your bottom line. Before exploring specific connectivity products, connect with us for value that extends well beyond our product portfolio.

## FTTP Budgetary Proposal

This free assessment functions as a preliminary feasibility study – it explores high-level design assumptions and explanations for your network, including budgetary cost estimates for passive components, actives, and construction, as well as network operation and maintenance.

Your takeaway: information valued at over \$100,000.

## Deployment Scenario Analysis

When it comes to deploying optical infrastructure, you have architecture and deployment options – each with advantages and costs. In this complimentary one-on-one session, we will talk through the variables for your network, including distance between homes and local labor rates. Your takeaway will be the per-home-passed price tag and start-to-finish timeline for the various deployment options you're considering.

## Collaborative **Ecosystem** Approach

Whether it's your millionth deployment, or your first, we have comprehensive solutions for you. We have formed strategic relationships in every area to make your deployment choice a success, including system integrators, financiers, active equipment manufacturers, network operators, and more.

**We're here. We understand.**



# LET US **HELP YOU.**

Email us at [sdr@corning.com](mailto:sdr@corning.com)



# Central Office/Headend Solutions

## Connect to Network Transformation

The core of every network is the central office or headend (CO/HE). It's the foundation needed to support the demand for new connectivity, capacity, and speed. Faced with the significant challenges of meeting increased bandwidth demands and providing enhanced services, network operators are re-evaluating their inside plant strategy and realizing new business opportunities. Our hardware solutions simplify the design and deployment of your CO/HE, with versatile product families that offer industry-leading density and flexibility and provide the lowest total cost of ownership.

# It's all about connections. Configure yours today.

## Cable Assembly Configurator

Our new configurator focuses on our cable assembly solutions and enables users to create part numbers while visually verifying different product attributes. It provides reverse configuration features, realistic visualization, and dynamic specification sheet capabilities.

Visit [www.corning.com/configurators/CAB](http://www.corning.com/configurators/CAB) to try it.



## Maximize Your Fiber.

Learn more about how to integrate WDM, CPRI tap modules, and coexistence modules into your network at [www.corning.com/ISP](http://www.corning.com/ISP).



NGPON2 Coexistence Module



Centrix™ CPRI Tap Module



Cable Assembly Configurator

## Central Office/Headend Solutions

While there is no “one-size-fits-all” approach to network future-readiness, we have the design experience coupled with versatile central office/headend offerings to create a scalable solution that optimizes the capabilities of your unique network.

### 1A Outdoor Transition Splice\*

- SCF Splice Closure
- UCAO Splice Closure
- Optical Cross-Connect Cabinet

### 1B Indoor/Outdoor Cable\*

- FREEDM® Loose Tube Riser Cable
- FREEDM Ribbon Cable

### 2A Indoor Transition Splice

- OSE Splice Enclosure

### 2B Indoor Cable\*

- MIC® Riser Cable
- MIC Plenum Cable

### 3A Medium-Density Fiber Distribution

- Eclipse® Hardware

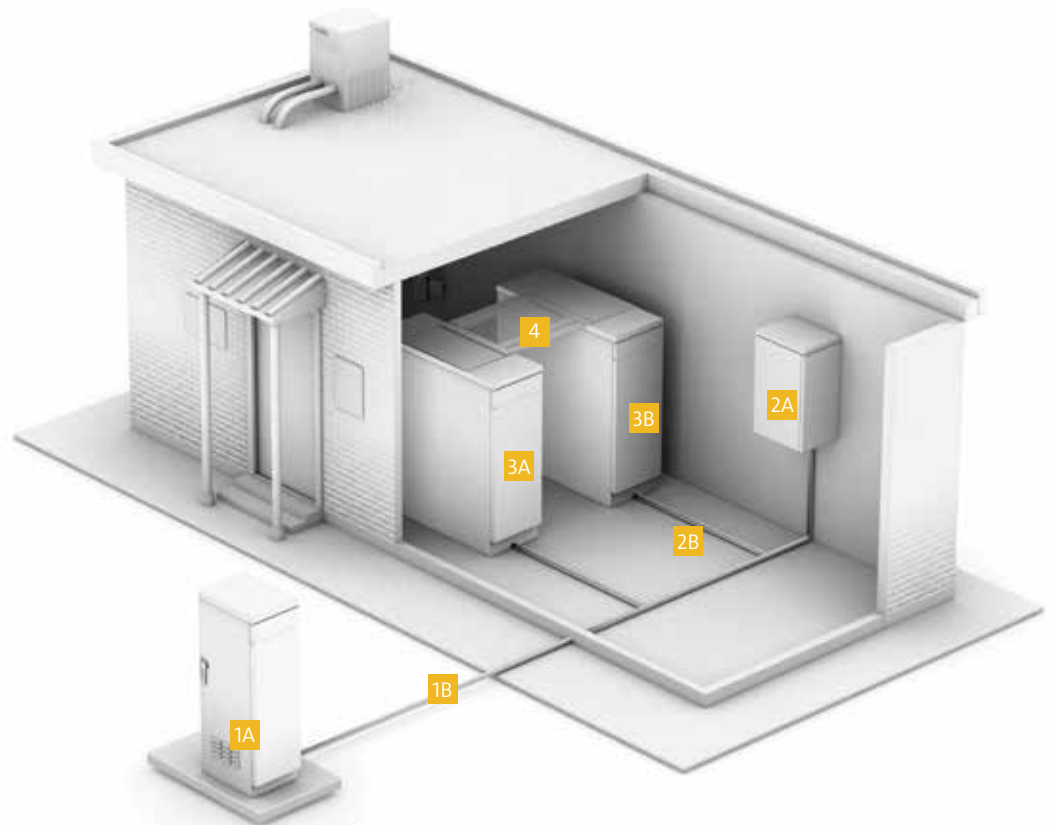
### 3B High-Density Fiber Distribution

- Centrix™ System

### 4 Cable Assembly

- Simplex Cable Assembly
- Duplex Cable Assembly

*\* Please see the respective sections for more information about these products.*



For more information about fiber distribution solutions, visit [www.corning.com/isp](http://www.corning.com/isp)



# Central Office/Headend Solutions

1A	
<b>Outdoor Transition Splice</b>	
For more information about our Outside Plant cables, please refer to page 20.	
For more information about our splice closures and cables, please refer to page 22.	
1B	
<b>Indoor/Outdoor Cable</b>	
For more information about our Indoor/Outdoor cables, please refer to page 21.	
2A	
<b>Indoor Transition Splice</b>	
<b>Optical Splice Enclosure (OSE)</b>	
OSE-UD0-00-3	Up to 5,184 single-fiber splice or 6,912 ribbon splice, space for 48 OSE splice trays, no lock
OSE-HD0-W0-1	Up to 3,240 single-fiber splice or 4,320 ribbon splice, space for 30 OSE splice trays, no lock
OSE-LD0-W0-1-L	Up to 1,296 single-fiber splice or 1,728 ribbon splice, space for 12 OSE splice trays, lockable
<b>OSE Splice Trays</b>	
OSE-ST-3-TQ	144 F, mass fusion ribbon
OSE-ST-9	108 F, single-fiber heat-shrink fusion
OSE-ST-3	72 F, mass fusion ribbon
OSE-ST-6	48 F, single-fiber heat-shrink fusion
<b>OSE Cable Entry Kits</b>	
OSE-CBL-L3	1.50-in expanded inner diameter, 0.51-in recovered inner diameter
OSE-CBL-36	0.875 to 1.00-in cable diameter range
OSE-CBL-34	0.375 to 0.50-in cable diameter range
2B	
<b>Indoor Cable</b>	
For more information about our Indoor cables, please refer to page 21.	

## Medium-Density Fiber Distribution Components Eclipse® System

TX/RX	Jumpers	Splitters/Connector Panels	Housings	Jumpers	Splice/Stubbed Housings	OSE
						

# Central Office/Headend Solutions

3A

## Medium-Density Fiber Distribution

### Eclipse® Frames and Housings

ECL-BAY-7	Eclipse Frame, 7 ft with top and bottom shelves, 19-in wide
UDF-BAY-19E-07-075	Eclipse Unequal flange, 19-in frame, 7 ft high
ECL-C4U	Eclipse 4 Rack Unit, holds 12 Eclipse connector panels, up to 144 F
ECL-D4U	Eclipse 4 Rack Unit, extended-depth connect-and-splice housing
ECL-C2U	Eclipse 2 Rack Unit, holds four Eclipse connector panels, 48 F
ECL-C1U	Eclipse 1 Rack Unit, holds two Eclipse connector panels, 24 F
ECL-S4U	Eclipse Splice Housing with capacity for (12) 0.2-in tall splice trays
ECL-S4U-F	Eclipse Splice Housing with capacity for (6) 0.4-in tall splice trays

### Eclipse Pigtailed Splice Housings

ED4E4P12-D9-3RN6R0	Eclipse 4 Rack Unit, 144 F Housing, 12 connectors per panel, SC APC, 900 μm 3-m tails, six SCF-ST-077 splice trays (OS2)
ED4E4P12-B3-3RJ6R0	Eclipse 4 Rack Unit, 144 F Housing, 12 connectors per panel, LC APC, ribbon 3-m tails, six SCF-ST-077 splice trays (OS2)
EC224P06-6C-3RJ2R0	Eclipse 2 Rack Unit, 24 F Housing, 6 connectors per panel, SC APC, ribbon 3-m tails, two SCF-ST-077 splice trays (OS2)
EC248P12-A9-3RJ2R0	Eclipse 2 Rack Unit, 48 F Housing, 12 connectors per panel, LC UPC, ribbon 3-m tails, two SCF-ST-077 splice trays (OS2)
EC124P12-D9-3RJ1R0	Eclipse 1 Rack Unit, 24 F Housing, 12 connectors per panel, SC APC, ribbon 3-m tails, one SCF-ST-077 splice tray (OS2)
EC124P12-59-3RJ1R0	Eclipse 1 Rack Unit, 16 F Housing, 8 connectors per panel, SC UPC, 900 μm 3-m tails, one SCF-ST-077 splice tray (OS2)

### Eclipse Stubbed Housings

ECLE41612D9-U4001B	Eclipse 4 Rack Unit, 144 F Housing, 12 connectors per panel, SC APC, 16-m stub, ALTOS® loose tube, gel free (OS2)
ECLE41612B3-C7001B	Eclipse 4 Rack Unit, 144 F Housing, 12 connectors per panel, LC APC, 16-m stub, ribbon riser cable (OS2)
EC248161259-C7001B	Eclipse 2 Rack Unit, 24 F Housing, 12 connectors per panel, SC UPC, 16-m stub, ribbon riser cable (OS2)
EC248161259-C7001B	Eclipse 2 Rack Unit, 48 F Housing, 12 connectors per panel, SC UPC, 16-m stub, ribbon riser cable (OS2)
EC1241612D9-C7001B	Eclipse 1 Rack Unit, 24 F Housing, 12 connectors per panel, SC APC, 16-m stub, ribbon riser cable (OS2)
EC1241612B3-C7001B	Eclipse 1 Rack Unit, 16 F Housing, 12 connectors per panel, LC APC, 16-m stub, ribbon riser cable (OS2)

### Eclipse Connector Panels

ECL-CP12-59	Eclipse 12 connectors per panel, SC UPC (OS2)
ECL-CP12-A9	Eclipse 12 connectors per panel, LC UPC (OS2)
ECL-CP12-D9	Eclipse 12 connectors per panel, SC APC (OS2)
ECL-CP12-B3	Eclipse 12 connectors per panel, LC APC (OS2)
ECL-CP08-59	Eclipse 8 connectors per panel, SC UPC (OS2)
ECL-CL08-D9	Eclipse 8 connectors per panel, SC APC (OS2)
ECL-CP06-3C	Eclipse 6 connectors per panel, SC UPC (OS2)
ECL-CP06-6C	Eclipse 6 connectors per panel, SC APC (OS2)



# Central Office/Headend Solutions

3A

## Medium-Density Fiber Distribution (continued)

### Eclipse® Connector Housings

ECL-C4U-E4D9	Eclipse 4U Housing, 144 port, 12 connectors per panel, SC APC (OS2)
ECL-C2U-48B3	Eclipse 2U Housing, 48 port, 12 connectors per panel, LC APC (OS2)
ECL-C1U-2459	Eclipse 1U Housing, 24 port, 12 connectors per panel, SC UPC (OS2)
ECL-C1U-24B3	Eclipse 1U Housing, 24 port, 12 connectors per panel, LC APC (OS2)
ECL-C4U-726C	Eclipse 4U Housing, 72 port, 6 connectors per panel, SC APC (OS2)

### Eclipse Splitters and WDM

UMB1CC6CZ6C21132	Eclipse Gen III Splitter, 1x32, SC APC input/output
UMB1CC5CZ5C22116	Eclipse Gen III Splitter, dual 2x16 SC UPC input/output
ECL-GEN3-U8-MH4U	Eclipse 4U equipped with nine Gen III splitter adapters, two ECL-CP-SCPARK parking lots, and one 12 F SC APC duplex connector panel, single-mode (OS2)
ESS1AA6C06C01132	Eclipse 1U Shelf, SC APC to SC APC, input/output, one 1x32 device

### Eclipse CWDM

ECL-J1U	Eclipse Hardware Jumper Management Panel, 1 rack unit
ECL-J2U	Eclipse Hardware Jumper Management Panel, 2 rack unit
ECL-J3U	Eclipse Hardware Jumper Management Panel, 3 rack unit

### Eclipse Accessories

2806031-01	Eclipse Heat-Shrink Fusion Splice Protector Parts, single fiber, 60 mm long (package of 50)
2806031-012	Eclipse Heat-Shrink Fusion Splice Protector Parts, 6- or 12-fiber ribbon, 40 mm long (package of 50)
M67-041	Eclipse Splice Tray, RTV splices, 0.2-in, 12 F



Eclipse Splitter Shelf



Eclipse Housings, Populated



Eclipse 4U Housing



Eclipse 4U Housing, Stubbed

# Central Office/Headend Solutions

## High-Density Fiber Distribution Components

Centrix™ System

TX/RX	Jumpers	Cassette/Module	Housings	Jumpers	Splice/Stubbed Housings	Frame	OSE
							

3B

### High-Density Fiber Distribution

#### Centrix™ Trunks

N9090E4GPNDUxxxF	Plug & Play™ MTP® Trunk, 144 F, MTP (non-pinned) to MTP (non-pinned) with 33-in legs, single-mode Ultra (OS2), universal (TIA-568 Type-B) polarity, no pulling grip, xxx ft
N9090E4GPNDPxxxF	Plug & Play MTP Trunk, 144 F, MTP (non-pinned) to MTP (non-pinned) with 33-in legs, single-mode Ultra (OS2), straight-through (TIA-568 Type-A) polarity, no pulling grip, xxx ft
G9090E4GPNDUxxxF	EDGE™ MTP Trunk, 144 F, MTP (non-pinned) to MTP (non-pinned) with 33-in legs, single-mode Ultra (OS2), universal (TIA-568 Type-B) polarity, pulling grip on one end, xxx ft
G9090E4GPNDPxxxF	EDGE MTP Trunk, 144 F, MTP (non-pinned) to MTP (non-pinned) with 33-in legs, single-mode Ultra (OS2), straight-through (TIA-568 Type-A) polarity, pulling grip on one end, xxx ft



Centrix Workshelf



Centrix 1U, 2U, and 4U Housings, Populated



Centrix Service Bracket

# Central Office/Headend Solutions

3B

## High-Density Fiber Distribution (continued)

### Centrix™ Frames and Housings

PF2ZAABEILMNNANOPADQ	Centrix Standard Rear Cable Access Frame, 7 ft, jumper manager on the front left side
PF2ZAABE1RSNNANOPADQ	Centrix Standard Rear Cable Access Frame, 7 ft, jumper manager on the front right side
PF2ZAAHK1LRNNANOPADQ	Centrix Front Cable Access Frame, 7 ft, jumper manager on left side, cable manager on right side
PF2ZAAHK1RLNNANOPADQ	Centrix Front Cable Access Frame, 7 ft, jumper manager on right side, cable manager on left side
CTX-E4U	Centrix Enclosed Housing, 4U, 19- and 23-in rack mount, 12 cassette positions empty
CTX-S4U	Centrix Housing, 4U, 12 cassette positions empty
CTX-S2U	Centrix Housing, 2U, six cassette positions empty
CTX-S1U	Centrix Housing, 1U, three cassette positions empty

### Centrix Accessories

CTX-KIT-4RU-19CLP	Centrix 4U Housing Mounting Bracket Kit for 19-in frame
CTX-KIT-4RU-23CLP	Centrix 4U Housing Mounting Bracket Kit for 23-in frame
CTX-KIT-4RU-23HUB	Centrix 4U Housing Routing Hub Kit for 4U in a 23-in frame
CTX-KIT-2RU-19CLP	Centrix 2U Housing Mounting Bracket Kit for 19-in frame
CTX-KIT-2RU-23CLP	Centrix 2U Housing Mounting Bracket Kit for 23-in frame
CTX-KIT-1RU-19CLP	Centrix 1U Housing Mounting Bracket Kit for 19-in frame
CTX-KIT-1RU-23CLP	Centrix 1U Housing Mounting Bracket Kit for 23-in frame
CTX-KIT-RT-DH	Centrix Right-Hand Jumper Routing Waterfall Kit (Qty: 12)
CTX-WORKSHELF	Centrix Frame-Mounted Workshelf
CTX-SERVICEBKT	Centrix Cassette Service Bracket
PF1-PK-SA	Rear Cable Access Frame Isolation Ground Pad Kit
PF1-PK-FA	Front Cable Access Frame Isolation Pad
CTX-KIT-RT-DH	Centrix Cassette Kit for right-hand jumper routing (12 per pack)
CTX-KIT-S4U-MTP-SR	Centrix Rear Access Frame Rear-Mounted MTP® Trunk Strain-Relief Bracket
CTX-LABEL-432KIT	Centrix 432-F Label Kit
CTX-LABEL-864KIT	Centrix 864-F Label Kit
CTX-LABEL-1728KIT	Centrix 1728-F Label Kit
CTXXS36	Centrix Splice-Through Cassette, 36 F, ribbon

### Centrix Stubbed Housings

CX8CE7636B3-V7001B	Centrix Stubbed 8U Housing, 864 F, LC duplex adapters, single-mode (OS2), APC, 36 F cassettes, 76 m UltraRibbon™ riser indoor cable, top right (standard) cable entry
CX8CE7636A9-VF001B	Centrix Stubbed 8U Housing, 864 F, LC duplex adapters, single-mode (OS2), UPC, 36 F cassettes, 76 m FREEDM® UltraRibbon riser indoor cable, top right (standard) cable entry
CX4WW1636B3-V7001B	Centrix Stubbed 4U Housing, 432 F, LC duplex adapters, single-mode (OS2), APC, 36 F cassettes, 16 m UltraRibbon riser indoor cable, top right (standard) cable entry
CX4U831246C-UF001B	Centrix Stubbed 4U Housing, 288 F, SC simplex adapters, single-mode (OS2), UPC, 24 F cassettes, 31 m FREEDM riser cable, top right (standard) cable entry
CX2M69236A9-C7001B	Centrix Stubbed 2U Housing, 216 F, LC duplex adapters, single-mode (OS2), UPC, 36 F cassettes, 92 m ribbon riser indoor cable, top right (standard) cable entry
CX2E43124B3-CF001B	Centrix Stubbed 2U Housing, 144 F, LC duplex adapters, single-mode (OS2), APC, 24 F cassettes, 31 m FREEDM riser cable, top right (standard) cable entry
CX1726124A9-C7001B	Centrix Stubbed 1U Housing, 72 F, LC duplex adapters, single-mode (OS2), UPC, 24 F cassettes, 61 m ribbon riser indoor cable, top right (standard) cable entry
CX1483124B5-CF001B	Centrix Stubbed 1U Housing, 48 F, LC duplex adapters, single-mode (OS2), APC, 24 F cassettes, 31 m FREEDM riser ribbon indoor cable, top right (standard) cable entry



# Central Office/Headend Solutions

3B

## High-Density Fiber Distribution (continued)

### Centrix™ Pigtailed Splice Cassettes

CTXCPP36-B3-2RH000	Centrix Splice Cassette with 36 LC APC adapters and MIC® 250 µm standard single-mode pigtails
CTXCPP36-B3-2RJ000	Centrix Splice Cassette with 36 LC APC adapters and single-mode pigtails, ribbon
CTXCPP36-A9-2RH000	Centrix Splice Cassette with 36 LC UPC adapters and MIC 250 µm standard single-mode pigtails
CTXCPP24-6C-2RJ000	Centrix Splice Cassette with 24 SC APC adapters and single-mode pigtails, ribbon

### Centrix Modules, Splitters, and Cassettes

CTXCMA00-B3-SP1132	Centrix Splitter Cassette, one 1x32 splitter, LC APC connectors
CTXCMA00-B3-SP1116	Centrix Splitter Cassette, one 1x16 Splitter, LC APC connectors
CTX2402246C-D9892R	Centrix Cassette with 24 SC APC adapters which terminate with two 2-m MTP® adapter leg(s), front right access
CTX24AD-932QLR	Centrix Module with 24 port MM LC UPC 2 pinned MTP adapters, OM4, front left access
CTX24B3-892RRR	Centrix Module with 24 port LC APC 2 pinned MTP adapters, OS2, front right access
CTX36A9-893RBR	Centrix Module with 36 port LC UPC 3 pinned MTP adapters, OS2, rear access
CTX36B3-893RBR	Centrix Module with 36 port LC APC 3 pinned MTP adapters, OS2, rear access
CTXCA36-A9B	Centrix Patch Panel Cassette with 36 port LC UPC rear entry
CTXCA36-B3B	Centrix Patch Panel Cassette with 36 port LC APC rear entry
CTXCAE4-90B	Centrix Patch Panel Cassette, 12 port, 144 F, single-mode, MTP, rear entry
CTXCAE4-90R	Centrix Patch Panel Cassette, 12 port, 144 F, single-mode, MTP, front right entry
DTXA91B162100ZZNDN	Centrix 16-Channel DWDM, LC UPC, 100 GHz, starting ITU channel number 21, Mux and Demux
CTX24A9-E73RRR	Centrix MTP Enabled Module, 24 F, three 8-fiber front MTPs, 24 LC UPC connectors
CTX24B3-892RBR	Centrix MTP Enabled Module, 24 F, two 12-fiber rear MTPs, 24 LC APC connectors



Centrix Staggered Cassette, 36 LC UPC Adapters



Centrix MTP Enabled Module, 24 LC APC Adapters, 2 Rear MTPs



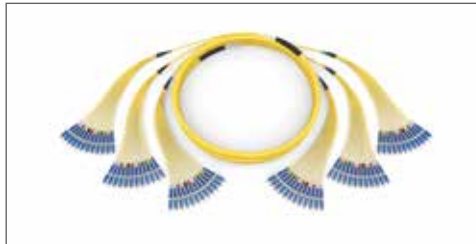
Centrix Splitter Cassette, One 1x32, LC APC Connectors

# Central Office/Headend Solutions

Cable Assemblies	
Multifiber Cable Assemblies with Single Fiber Connectors	
585836G8131010M	Standard SC UPC Simplex SM, SMF Ultra, 36 F, MIC <sup>®</sup> Riser, standard yellow jacket, 10 m
444448G8131010M	Standard SC APC Simplex SM, SMF Ultra, 48 F, MIC Riser, standard yellow jacket, 10 m
020272G8131010M	Standard LC UPC Simplex SM, SMF Ultra, 72 F, MIC Riser, standard yellow jacket, 10 m
2222E4G8131010M	Standard LC APC Simplex SM, SMF Ultra, 144 F, MIC Riser, standard yellow jacket, 10 m
Multifiber Cable Assemblies with MTP Connectors	
G909036GPNDDP010M	EDGE™ MTP® Trunk Straight-Through, OS2, 36 F, distribution non-armored indoor plenum cable, MTP 12 F non-pinned 33-in legs to MTP 12 F non-pinned 33-in legs, grip: one end, 10 m
G909072GPNDDP010M	EDGE MTP Trunk Straight-Through, OS2, 72 F, distribution non-armored indoor plenum cable, MTP 12 F non-pinned 33-in legs to MTP 12 F non-pinned 33-in legs, grip: one end, 10 m
G9090E4GPNDDP010M	EDGE MTP Trunk Straight-Through, OS2, 144 F, distribution non-armored indoor plenum cable, MTP 12 F non-pinned 33-in legs to MTP 12 F non-pinned 33-in legs, grip: one end, 10 m
G9090U8GPNDDP010M	EDGE MTP Trunk Straight-Through, OS2, 288 F, distribution non-armored indoor plenum cable, MTP 12 F non-pinned 33-in legs to MTP 12 F non-pinned 33-in legs, grip: one end, 10 m
G9090AKGPNDDP010M	EDGE MTP Trunk Straight-Through, OS2, 432 F, distribution non-armored indoor plenum cable, MTP 12 F non-pinned 33-in legs to MTP 12 F non-pinned 33-in legs, grip: one end, 10 m
Jumpers (Centrix™ and Eclipse®)	
444401G3116004M	Jumper, single-mode, SC APC to SC APC, 4-m long, 1.6 mm outer diameter
222201G3116004M	Jumper, single-mode, LC APC to LC APC, 4-m long, 1.6 mm outer diameter
224401G3116004M	Jumper, single-mode, LC APC to SC APC, 4-m long, 1.6 mm outer diameter
020201G3116004M	Jumper, single-mode, LC UPC to LC UPC, 4-m long, 1.6 mm outer diameter
444401J3112001M	1 F, SC APC to SC APC, loose tube, riser, 1.2 mm, OS2, 1 m length
222201J3112001M	1 F, LC APC to LC APC, loose tube, riser, 1.2 mm, OS2, 1 m length
224401J3112001M	1 F, LC APC to SC APC, loose tube, riser, 1.2 mm, OS2, 1 m length
020201J3112001M	1 F, LC UPC to LC UPC, loose tube, riser, 1.2 mm, OS2, 1 m length



SC APC Jumpers in Centrix Cassette



36-Fiber Cable Assembly, LC UPC to LC UPC Connectors



Single-Fiber Cable Assembly, LC APC to SC APC Connectors

Visit [www.corning.com/configurators/CAB](http://www.corning.com/configurators/CAB) to try our Cable Assembly Configurator.

## Central Office/Headend Solutions

Our jumper-in-a-box (JIAB) solution resolves a key problem customers face: inventory management. This solution offers a structured, standard size box that is stackable and contains up to 70 jumpers. All of the core product information is available on the box, including the part number, fiber mode, and jumper length.

- **Bags are connected with perforated seam**  
Easy pull-and-tear process to access individual jumpers
- **Product labels placed on the front of the box**  
Quick visual identification of correct jumper length and type
- **Reorder notice placed towards end of jumper bags**  
Reduces risk of running out of product
- **Reduces packaging on jumper orders**  
Less waste and less time required to unpack product
- **Sequential numbers placed on individual jumper bags**  
Improves inventory management
- **Core fiber modes and connector types available with JIAB**  
This solution can be used across application spaces including data center, central office, and headend sites
- **State-of-the-art manufacturing processes**  
Advanced technology results in unsurpassed product consistency and quality





# Central Office/Headend Solutions

## Cable Assemblies

### Single-Fiber Jumper in a Box

0202-SR2-B70-01M	LC UPC to LC UPC, 1.6 mm outer cable diameter, single-mode Ultra (OS2), 70 jumpers in a box, 1 m length
0202-SR2-B70-03M	LC UPC to LC UPC, 1.6 mm outer cable diameter, single-mode Ultra (OS2), 70 jumpers in a box, 3 m length
0258-SR2-B70-01M	LC UPC to SC UPC, 1.6 mm outer cable diameter, single-mode Ultra (OS2), 70 jumpers in a box, 1 m length
0258-SR2-B70-03M	LC UPC to SC UPC, 1.6 mm outer cable diameter, single-mode Ultra (OS2), 70 jumpers in a box, 3 m length
2244-SR2-B70-01M	LC APC to SC APC, 1.6 mm outer cable diameter, single-mode Ultra (OS2), 70 jumpers in a box, 1 m length
2244-SR2-B70-03M	LC APC to SC APC, 1.6 mm outer cable diameter, single-mode Ultra (OS2), 70 jumpers in a box, 3 m length
5858-SR2-B70-01M	SC UPC to SC UPC, 1.6 mm outer cable diameter, single-mode Ultra (OS2), 70 jumpers in a box, 1 m length
5858-SR2-B70-03M	SC UPC to SC UPC, 1.6 mm outer cable diameter, single-mode Ultra (OS2), 70 jumpers in a box, 3 m length

### Two-Fiber Jumper in a Box

0404-ZR2-B70-01M	LC UPC Duplex to LC UPC Duplex, 2.0 mm outer cable diameter, single-mode Ultra (OS2), 70 Jumpers in a Box, 1 m length
0404-ZR2-B50-03M	LC UPC Duplex to LC UPC Duplex, 2.0 mm outer cable diameter, single-mode Ultra (OS2), 50 Jumpers in a Box, 3 m length
0472-ZR2-B60-01M	LC UPC Duplex to SC UPC Duplex, 2.0 mm outer cable diameter, single-mode Ultra (OS2), 60 Jumpers in a Box, 1 m length
0472-ZR2-B50-03M	LC UPC Duplex to SC UPC Duplex, 2.0 mm outer cable diameter, single-mode Ultra (OS2), 50 Jumpers in a Box, 3 m length
1866-ZR2-B60-01M	LC APC Duplex to SC UPC Duplex, 2.0 mm outer cable diameter, single-mode Ultra (OS2), 60 Jumpers in a Box, 1 m length
1866-ZR2-B50-03M	LC APC Duplex to SC UPC Duplex, 2.0 mm outer cable diameter, single-mode Ultra (OS2), 50 Jumpers in a Box, 3 m length
4444-ZR2-B60-01M	SC APC Duplex to SC APC Duplex, 2.0 mm outer cable diameter, single-mode Ultra (OS2), 60 Jumpers in a Box, 1 m length
4444-ZR2-B50-03M	SC APC Duplex to SC APC Duplex, 2.0 mm outer cable diameter, single-mode Ultra (OS2), 50 Jumpers in a Box, 3 m length



# Optical Cables and Closures

## Connect to the Corning Advantage

We invented the first low-loss optical fiber 50 years ago, igniting the critical spark that began a communications revolution and forever changed the world. And today, after recently delivering our 1 billionth kilometer of fiber, we continue to lead the industry in product quality and innovation. With designs for every environment, our innovative cables solve your unique application challenges, from congested duct space and environmental extremes, to mechanical forces and cable-entry concerns.

# Meet your new best friend: ribbon cable.



## Corning® RocketRibbon™ Cable

Can your network support emerging technology, where high-fiber availability is critical? We created RocketRibbon cable, designed for data center and telecom applications, to give you 80% faster installations, while reducing cost by 60%.

Experience industry-leading density from a cable that is also easy to manage, identify, and trace. And suddenly, your network challenges may feel more like opportunities.

## Are you future-ready?

Visit [www.corning.com/core/rocketribbon](http://www.corning.com/core/rocketribbon) to learn more about our cabling solution for emerging network requirements.

# Optical Cables and Closures

## Fiber Color Code

Outside Plant Cables	
<b>ALTOS® Loose Tube Cables</b>	
xxxEU4-T4100D20	ALTOS® Loose Tube, Gel-Free Cable, single-mode (OS2), 12-288 F
xxxEU4-T4700D20	ALTOS Loose Tube, Gel-Free Cable with FastAccess® technology, single-mode (OS2), 12-288 F
xxxZU4-T4F22D20	ALTOS Loose Tube, Gel-Free Cable with binderless* FastAccess technology, single-mode (OS2), 12-72 F
xxxEUC-T4100D20	ALTOS Lite Single-Jacket, Single-Armored Loose Tube, Gel-Free Cable, single-mode (OS2), 12-288 F
xxxZUC-T4F22D20	ALTOS Lite Single-Jacket, Single-Armored Loose Tube, Gel-Free Cable with FastAccess technology, single-mode (OS2), 12-72 F
<b>SST-Drop™ Single-Tube, Gel-Filled Cables†</b>	
xxxZB4-14101A20	SST-Drop™ Single-Tube, Gel-Filled Cable, SMF-28 Ultra, single-mode (OS2), 1-12 F
xxxZB1-14101A20	SST-Drop Single-Tube, Toneable, Gel-Filled Cable, SMF-28 Ultra, single-mode (OS2), 1-12 F
xxxZBA-14101A20	SST-Drop Long-span, Gel-Filled Cable, SMF-28 Ultra fiber (OS2), 1-12 F
<b>SST-Ribbon™ Single-Tube, Gel-Free Cables</b>	
xxxEC4-14100D53	SST-Ribbon™ Single-Tube, Gel-Free Cable, single-mode (OS2), 12-216 F
xxxEC5-14100D53	SST-Ribbon Single-Tube, Gel-Free Armored Cable, single-mode (OS2), 12-216 F
xxxEV4-14100D53	SST-UltraRibbon™ Single-Tube, Gel-Free Cable, single-mode (OS2), 288-864 F
xxxEV5-14100D53	SST-UltraRibbon Single-Tube, Gel-Free Armored Cable, single-mode (OS2), 288-864 F
<b>Corning® RocketRibbon™ Cables</b>	
H28ZQ4-141x1S53	RocketRibbon™ Cable, Corning® SMF-28® Ultra fiber, single-mode (OS2), 1728 F
Y56ZQ4-141x1S53	RocketRibbon Cable, SMF-28 Ultra fiber, single-mode (OS2), 3456 F
xxxZV4-14700S53	RocketRibbon Cable, Single-Tube, All-Dielectric, Gel-Free Cable, SMF-28 Ultra fiber, SM 250, 144-432 F
xxxZV5-14700S53	RocketRibbon Cable, Single-Tube, Single-Jacket/Single-Armor, Gel-Free Cable, SMF-28 Ultra fiber, SM 250, 144-432 F
<b>MiniXtend® Microduct Cables</b>	
xxxZM4-T4F22A20	MiniXtend® Cable with binderless* FastAccess technology, xxx F, SMF-28 Ultra, single-mode, G.652.D/G.657.A1, 12-144 F
xxxZH4-Y4F40A20	MiniXtend HD with binderless* FastAccess technology (24 F/Tube), SMF-28 Ultra 200 µm, single-mode 144-288 F
xxxZH4-S4F40A20	MiniXtend HD with binderless* FastAccess technology (36 F/Tube), SMF-28 Ultra 200 µm, single-mode, 288-432 F
<b>SOLO® ADSS Optical Cables</b>	
xxxEN4-T4S01A20	SOLO® ADSS Short-Span, Loose Tube, Gel-Filled Cable, single-mode (OS2), 12-144 F
xxxEN4-T4M01A20	SOLO ADSS Medium-Span, Loose Tube, Gel-Filled Cable, single-mode (OS2), 12-144 F
xxxEAE-T4x01A20	SOLO ADSS Loose Tube, Gel-Filled, Dual-Jacket Cable, single-mode (OS2), 12-288 F

BLUE 1

ORANGE 2

GREEN 3

BROWN 4

SLATE 5

WHITE 6

RED 7

BLACK 8

YELLOW 9

VIOLET 10

ROSE 11

AQUA 12

\*Corning's proprietary binderless FastAccess® technology refers to the combination of a Corning FastAccess technology jacket with an innovative technology used to bind cable construction through the manufacturing process, eliminating the use of binder yarns and waterblocking tapes.

Note: xxx = fiber count. Use 012-096 for fiber counts smaller than 144. Example: 012EN4-T4M01A20 for 12 fibers. x = indicates fiber size 0=250 4=200

† 16 and 24 fiber count options coming soon.



# Optical Cables and Closures

## Indoor/Outdoor Cables

### FREEDM® Loose Tube Cables

xxxEUF-T4101D20	FREEDM® Loose Tube, Gel-Free Cable, riser, single-mode (OS2), 12-288 F
xxxEWP-T4101D20	FREEDM Loose Tube, Gel-Free Cable, plenum, single-mode (OS2), 12-72 F
xxxEUF-T4101DA1	FREEDM Loose Tube, Gel-Free, Interlocking Armored Cable, riser, single-mode (OS2), 12-288 F
xxxEWP-T4101DA3	FREEDM Loose Tube, Gel-Free, Interlocking Armored Cable, plenum, single-mode (OS2), 12-72 F

### FREEDM Ribbon Cables

xxxECF-14101-20	FREEDM Ribbon, Gel-Filled Cable, riser, single-mode (OS2), 12-432 F
xxxECF-14101-A1	FREEDM Ribbon Interlocking Armored, Gel-Filled Cable, riser, single-mode (OS2), 12-432 F
xxxEVF-14101-20	FREEDM UltraRibbon™ Gel-Filled Cable, riser, single-mode (OS2), 504-864 F
xxxEVF-14101-A1	FREEDM UltraRibbon Interlocking Armored Gel-Filled Cable, riser, single-mode (OS2), 504-864 F

### Drop Cables

xxxUB4-14701-F9	SST-Drop™ Indoor/Outdoor, FastAccess® Technology Gel-Free Cable, dielectric, bend-insensitive single-mode (OS2), 1 and 2 F
xxxUB1-14101-F9	SST-Drop Indoor/Outdoor, Gel-Free Cable, toneable, bend-insensitive single-mode (OS2), 1 and 2 F
xxxU2F-31531-29	Corning® ClearCurve® Rugged Drop, Tight-Buffered Cable, single-mode (OS2), 1 and 2 F
001UB4-14701RF9	JR Drop, Indoor/Outdoor, Gel-Free Dielectric Cable with FastAccess technology, bend-insensitive single-mode (OS2), 1 F, 2 and 6 F coming soon
001EB4-14701DF9	ROC™ Drop, dielectric, single-mode (OS2), 900 µm, 1 F
001EB1-14701DF9	ROC Drop, toneable, single-mode (OS2), 900 µm, 1 F

## Indoor Cables

### MIC® Tight-Buffered Cables

xxxE81-33131-24	MIC® Tight-Buffered Cable, riser, single-mode (OS2), 2-24 F
xxxE81-33131-A1	MIC Tight-Buffered, Interlocking Armored Cable, riser, single-mode (OS2), 2-24 F
xxxE88-33131-29	MIC Tight-Buffered Cable, plenum, single-mode (OS2), 2-24 F
xxxE88-33131-A3	MIC Tight-Buffered, Interlocking Armored Cable, plenum, single-mode (OS2), 2-24 F

### Ribbon Cables

xxxEC7-14101-20	Ribbon Cable, riser, single-mode (OS2), 12-216 F
xxxEC7-14101-A1	Ribbon Interlocking Armored Cable, riser, single-mode (OS2), 12-216 F
xxxEC8-14101-20	Ribbon Cable, plenum, single-mode (OS2), 12-216 F
xxxEC8-14101-A3	Ribbon Interlocking Armored Cable, plenum, single-mode (OS2), 12-216 F

### ClearCurve Drop Cable

001U21-31131-29	ClearCurve Compact Drop, Tight-Buffered Cable, single-mode (OS2), 1 F
-----------------	---

Note: xxx = fiber count. Use 012-096 for fiber counts smaller than 144. Example: 012EN4-T4M01A20 for 12 fibers.  
More part numbers exist for each family. Please contact Corning Customer Care at 800-743-2671 for additional part numbers.



# Optical Cables and Closures

## Closures

### SLiC® Closures

SLFC-533-N-SP-0X	Fiber Aerial Closure 533 with no tray
SLFC-533-N-SP-TS-1A	Fiber Aerial Closure 533 for standard/taut sheath, one fiber optic splice tray 2527
SLFT-547-N-SP-2A-X-0X-00-DSX-NX-X	Fiber Aerial Closure 547 with two trays
SLFC-733-SP-1A	Fiber Aerial Closure 733, one fiber optic splice tray 2527

### Accessories for SLiC Closures

2527	Fiber Optic Splice Tray, compatible with 24 single fusion or 144 mass fusion splices
SLIC-AC-HB2	Extended Hanger Bracket
SLIC-ES/5TC/E	Rubber End Seal, three port, 5 in, version E
SLIC-ES/7TC/E	Rubber End Seal, three port, 7 in, version E

### 2178 Closures

2178-XSB-EG-1T-6PGA	Fiber Optic Splice Case 2178-XSB, 48 single fusion/288 mass fusion capacity, with one fiber optic splice tray 2532
2178-LS/4-LUG	Fiber Optic Splice Case 2178-LS, 288 single fusion/864 mass fusion capacity with four cable entry kits and four ground lugs
2178-S	Fiber Optic Splice Case 2178-S, 96 single fusion/288 mass fusion capacity
2178-XL	Fiber Optic Splice Case 2178-XL, 576 single fusion, 1728 mass fusion, 3456 ribbon capacity
2178-XL-8G	Fiber Optic Splice Case 2178-XL, 576 single fusion, 1728 mass fusion, 3456 ribbon capacity, includes four cable entry kits and eight ground lugs

### Accessories for 2178 Closures

2181-LS	Cable Addition Kit for fiber optic splice case 2178-LS series
2181-XL/CAK	Cable Addition Kit for fiber optic splice case 2178-XL
2181-XB	Cable Addition Kit for Fiber optic splice case 2178-XSB and 2178-XLB
2543-D-288RF Tray	Fiber Optic Splice Tray, 288 ribbon fiber capacity
2534-D-96SF tray	Fiber Optic Splice Tray, 96 single fusion capacity



SLiC Closure




2178 Series Closure

# Optical Cables and Closures

## Closures

Splice Closures	
SCA-9T24-LRS	SCA-9T Aerial Terminal, 24 in, left and right standard end caps (eight drops each)
SCA-9T34-LRS	SCA-9T Aerial Terminal, 34 in, left and right standard end caps (eight drops each)
FDC-8C18-01	Splice Closure Fiber (FDC), 240 single-fiber splice capacity, 8-in diameter, 28-in dome length
FDC-ST-077	Splice Tray, 48 heat shrink single-fiber splices or six mass fusion splices
2806031-01	Heat-Shrink Fusion Splice Protector Parts, single fiber, 60-mm long, package of 50
FDC-6C22-01-72	Splice Closure Fiber (FDC), preloaded with splice trays, 72 single-fiber splice capacity, 6-in diameter, 22-in dome length
FDC-6C28-01-144	Splice Closure Fiber (FDC), preloaded with splice trays, 144 single-fiber splice capacity, 6-in diameter, 28-in dome length
FDC-4C18-01	Splice Closure Fiber (FDC), 96 single-fiber splice capacity, 4-in diameter, 18-in dome length
UCAO-05-24	UCAO Splice Closure, five tray shelves with two UCAO-ST-02 splice trays



FDC 08M-A



SCA Series Aerial Closure



UCAO Series Splice Closure

## Find Your Match

Curious which closure is best for the cables you've chosen? There are plenty of cables and closures to choose from in our product guide, but which work best together? For well-matched pairs to bring you industry-leading solutions across all of your applications refer to the table below and visit our [cable and closure pairing site](#) for more recommendations.

Cable	Closure
High-fiber-count ribbon cables	2178 Series Closures
ALTOS® Lite Loose Tube, Gel-Free, Single-Jacket, Single-Armored Cables with FastAccess® technology	Fiber Dome Closures (FDC)
ALTOS Loose Tube, Gel-Free, All-Dielectric Cables with Binderless* FastAccess® technology	SLiC® Closures Aerial Terminal (SCA) Closures
MiniXtend® Cables with Binderless* FastAccess® technology	Fiber Closures BPEO Series

\*Corning's proprietary Binderless FastAccess® technology refers to the combination of a Corning FastAccess Technology jacket with an innovative Technology used to bind cable construction through the manufacturing process, eliminating the use of binder yarns and waterblocking tapes.



BPEO Closure and MiniXtend Cable Pairing



# Legacy Copper

## Connect to Simplified Migration

When subscriber density or the funds available for investment do not justify a complete fiber overbuild, your existing copper twisted-pair infrastructure can still deliver triple-play service. Your long-term plans may include an all-fiber infrastructure, but for now if it makes sense to gradually upgrade your existing copper network, we can help. We have the products and services you need to migrate your network toward next-generation optical solutions that will meet your customers' high-capacity bandwidth demands.




# Built tough for long-term connections.

## Corning® Presslok™ Connectors

Presslok is the new Scotchlok, but not to worry, this connector is the same great product you've come to rely on. With the Presslok series of tools and connectors, service providers can meet the demand for enhanced customer services such as high-speed internet, video-on-demand, and video conferencing. Presslok connectors also offer full wire-range capability, increased port size to accommodate up to 2.08 mm (0.082 in) insulation sizes, and solvent-resistant plastic construction.

As new technologies migrate into the local loop, the importance of reliable connections in the embedded plant has increased exponentially. Each connection is a potential point of failure in high-bandwidth applications, which could require additional time and expense for a technician to repair. That is where the full line of Presslok connectors can really make a difference.



# Legacy Copper

## 1 Copper Splicing

- Discrete Connectors
- Modular Connectors

## 2 Copper Closures and Terminals


- SLiC® Aerial Closures
- SLiC Terminals
- 2-Type Closures
- Copper Buried Closures


## 3 Cabinets

- Copper Cross-Connect Cabinets
- QCS Blocks
- Building Entrance Terminals and NIDs



## 4 Accessories


# Traditional DSL Architecture

Legend	
Optical	
Copper Twisted Pair	



# Gfast DSL Architecture


Legend	
Optical	
Copper Twisted Pair	



# Legacy Copper

1	
<b>Discrete Connectors</b>	
UY2-BOX	Presslok™ 26-19 AWG Butt Connector, 2 conductor
UR2-BOX	Presslok 26-19 AWG Butt Connector, 2 or 3 conductor
<b>Modular Connectors</b>	
3M710-SC1-25	710 Splicing Module, full skirt body, standard index strip, gelled, 26-24 AWG (gel)
4005-GBM/TR	MS2® Splicing Module 4005-GBM/TR Super Mate Bridging Module (gel)

3	
<b>Copper Cross-Connect Cabinets</b>	
4220VG-QCSHC/3600-3600/20GBM-A	Pad Mount Cabinet 4220VG, 3600 pair max, 3600 pair loaded with Quick Connect System (QCS) 2810 Blocks, terminated with MS2 Module
4220SVC-QCS/600-600/48GBM-A	Cabinet for Mid-Span Applications, 600 pair max, 600 pair loaded with QCS 2810 Blocks, terminated with MS2 Module
<b>Blocks (QCS)</b>	
2810F50-HCO/48-GBM	QCS 2810, 50 pair, block assembly, terminated with MS2 Module
2814XPH-QCSHC/50/24GBM	QCS 2814, 50 pair Expansion Harness (pair 1-50) with gelled protectors
<b>Building Entrance Terminals and NIDs</b>	
4588IPT-QCSHCP1/50-50/24SD-A	Integrated Protection Terminal (wide housing) 50 pair max, 50 pair loaded with QCS 2814 Blocks, terminated with 710 Module
UNI-3003-13U1	Indoor/Outdoor 3-Line NID 1 IDC Universal Line Module, gas tube protector



Quick Connect System 2810

2	
<b>SLiC® Aerial Closures</b>	
SLIC 5.6X33-RES-N	SLiC Aerial Closure Kit, 5.6 x 33 in, 2-Type Series with floating bond
SLIC 2.6X29 N-RES	SLiC Aerial Closure, 2.6 x 29 in, with rubber end seal
SLIC 3.6X33-RES-N	SLiC Aerial Closure, 3.6 x 33 in, with rubber end seal
<b>SLiC Terminals</b>	
328-MTPI-TR/RES	SLiC Aerial Terminal 328 (empty) with rubber end seal
328-PI-10-TR/RES	SLiC Aerial Terminal 328 with 10 pair ATS/TR block and rubber end seal
328-PI-25-TR/RES	SLiC Aerial Terminal 530 with 25 pair ATS/TR block with rubber end seal
530-MTPI-TR/SES	SLiC Aerial Terminal 530 (empty) with spiral end seal
<b>2-Type Closures</b>	
51AA3P-510	51P Series Sealed Closure Kit
2C2A-505	2-Type Series Sealed Closure Size C Cover
2A2A-505	2-Type Series Sealed Closure Size A Cover
2D2-2E-505	2-Type Series Sealed Closure Size D, two port
<b>Copper Buried Closures</b>	
8983-8882	Buried Closure 8983 with High Gel 8882
BB3x24-8882	Better Buried Closure, 3 x 24 in, with High Gel Encapsulant 8882
FSC3X19/CC-W/O-HIGHGEL	Foam-Sealed Buried Closure, 3 x 19 in



Pedestal Cabinet 4220VC, 2810



UR2 Butt Connector



Universal Line Module



SLiC Aerial Closures





# Hybrid Fiber Coax

## Connect to Choices

In hybrid fiber coax (HFC), the connectivity choices you make can dramatically impact your network's bottom line starting on day one. Our support in the cable TV segment acknowledges the array of architectures, considers that each deployment presents its own challenges and opportunities, and addresses the operator's needs through a portfolio of products and engineering support designed specifically for MSO.

# Deploy a fiber-deep network. Configure yours today.

## CATV Node Cable Assembly Configurator

We understand that not every network is the same, so your needs drive our solution offerings. That's why we launched a CATV node cable assembly configurator. The configurator enables users to create part numbers while visually verifying different product attributes. It provides reverse configuration features, realistic visualization, and dynamic specification sheet generation capabilities.

Visit [www.corning.com/configurators/CATVNODE](http://www.corning.com/configurators/CATVNODE) to start your cable assembly configuration.



# Hybrid Fiber Coax

## 1 Headend

- Centrix™ System
- Eclipse® Hardware

## 2 Local Convergence Point

- 2178 Closure
- UCA Series Sealed Closure
- LCPE with Splice

## 3 Node

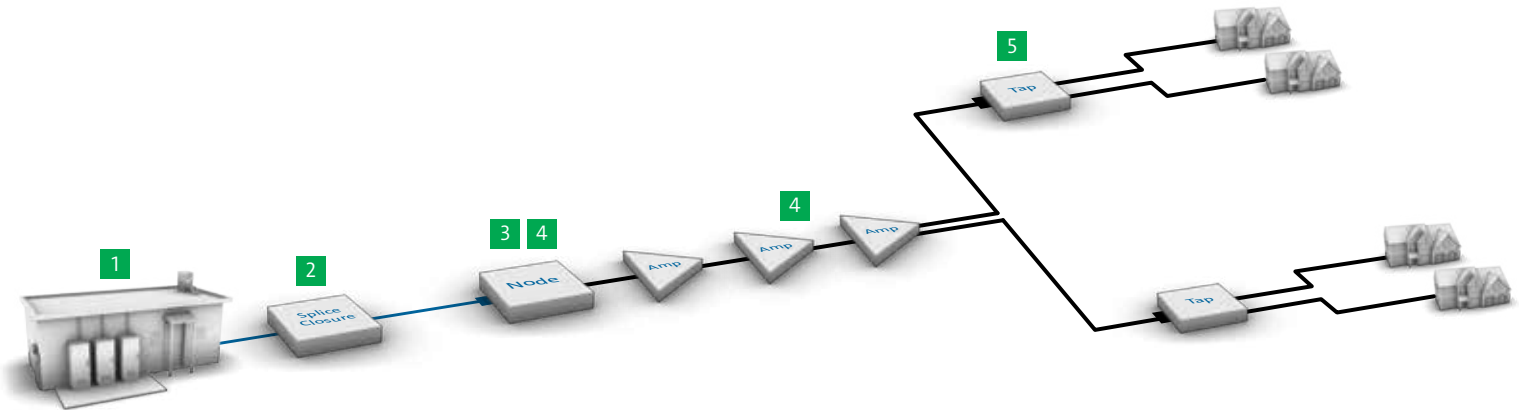
- CATV Node Assembly

## 4 Fiber Feeder and Distribution

- GRS™ Three-Piece Series Connectors
- GCC Two-Piece Series Connectors

## 5 RF Tap Point

- Series 6 Connectors
- Series 11 Connectors



Legend	
Optical	
Copper	

# Hybrid Fiber Coax

1	
Headend	
LDK20B3-A81RFB	Breakout Module, 20 F, CPAC 100G, single-mode, MPO(M) to LC APC
DKXB31A204000ZZB50	20-Channel DWDM, UPG, Express, OTDR, dual test, LGX
CA16C01TZZUN	Eclipse Single-Wide Module with (1) CWDM device, 1310, 1490, 1550, 1610
GF-SFC-6-PL	F-Male Connectors, compression type to cable, fits Series 6 plenum cables, hex nut
GA-BNC-UR-6-PL	BNC-Male Connectors, compression type to cable, fits Series 6 plenum cables

2	
Local Convergence Point	
2178-XL	Fiber Optic Splice Closure 2178 XL
UCAO-05-24	UCAO Splice Closure with five tray shelves, and with two UCAO-ST-02 splice trays
EDBS00BBSC00BBS00P	LCP Enclosure (LCPE), loose tube 144 F, splice capability, Preformed Line Products shell

3	
Node	
GRS-625-CH-DU-02-T	Trunk and Distribution Connectors, three-piece pin connector, CommScope P3 and Times T10, .625 in
GCC-625-CH-P3	Trunk and Distribution Connectors, two-piece pin connector, CommScope P3 and Times T10, .625 in
G-KS-KS-MLKG-T	Trunk and Distribution Adapters, housing-to-housing adapter, sealed locking rotational
GP-90-T	Trunk and Distribution Adapter, 90 degree, seizure screw
G-EXT-3-SC-T	Extension Adapter, socket contact, 3-in OAL

4	
Fiber Feeder and Distribution	
CCSV6C6E00-0F0100	ALTOS® Non-Armored Cable, 12 F, single-mode, six LC APC to 6 SC APC, 25-in (2-mm) legs, 100 ft
CESV8C4N00-0F0100	ALTOS Single-Jacket, Single-Armored Cable, 12 F, single-mode, eight LC APC to four nonterminated legs, 25-in (2-mm) legs, 100 ft
CC9V6C6E00-0F0100	CATV 90 degree, ALTOS® Non-Armored Cable, 12 F, single-mode, six LC APC to 6 SC APC, 25-in (2-mm) legs, 100 ft
CE9V6C6E00-0F0100	CATV 90 degree, ALTOS Single-Jacket, Single-Armored Cable, 12 F, single-mode, eight LC APC to four nonterminated legs, 25-in (2-mm) legs, 100 ft

5	
RF Tap Point	
GF-EFC-6-SR	Compression Type, fits all Series 6 cables, hex nut with factory-installed sealed ring
GF-SFC-6-SR	F-Male Connector, fits all Series 6 cables, hex nut with factory-installed seal ring
GAF-URS-11-MH-SR	Compression Type, fits all Series 11 cables, dual hex nut, integral pin, factory-installed seal ring

Note: More part numbers exist for each family. Please contact Corning Customer Care at 800-743-2671 for additional part numbers.

For a more comprehensive MSO product offering, please visit [www.corning.com/catv](http://www.corning.com/catv).



Cable TV Node Assembly



GCC 2-Piece Pinned Connector



DWDM LGX Module



# FTTH – Single-Family Units

## Connect to World-Class FTTH Innovation

Whether your deployment is to an SFU or MDU, you can count on our fiber-to-the-home (FTTH) expertise. With more than 15 years' experience and over 58 million homes passed (33 million homes connected with hardened connectors), we've set the standard for innovative, field-proven FTTH solutions. Our portfolio of products and engineering support is designed to address your specific challenges from speed of deployment, labor and cost considerations, performance requirements, future readiness, and more.



# Go Smaller, Faster, Simpler - Anywhere.

In 2020 we introduced the first Evolv™ Solutions with Pushlok™ Technology - the FTTx preconn innovation the world had been waiting for.

Evolv Solutions save time, save space, save infrastructure, save inventory. Less of everything, except quality – up to \$500 in savings per terminal location.

In 2021 we'll introduce even more innovations that will “Evolv your network and transform the world.”



## The preconn evolution continues...

Innovation is in our DNA.

Visit [www.corning.com/go](http://www.corning.com/go) for details



# FTTH – Network Architecture

Whether you're deploying RFoG, GPON, EPON, or looking forward to next-generation PON technologies, we can help you find success. Whichever deployment scenario you choose, we have a solution that will deliver value that's right for you.

## Home Run

### 1 Central Office/Headend

- Centrix™ System
- Eclipse® Hardware

### 2 Local Convergence Point


- SCF Closure
- Optical Cross-Connect Cabinet

### 3 Network Access Point

- MultiPort Terminal
- MultiPort Flex Terminal
- FlexNAP™ Distribution System
- SCA Terminal

### 4 Optical Network Terminal

- Drop Cable Assemblies
- Field-Installable Connectors



Legend	
Optical	

## Centralized Split (Local Convergence)

### 1 Central Office/Headend

- Centrix System
- Eclipse Hardware

### 2 Local Convergence Point

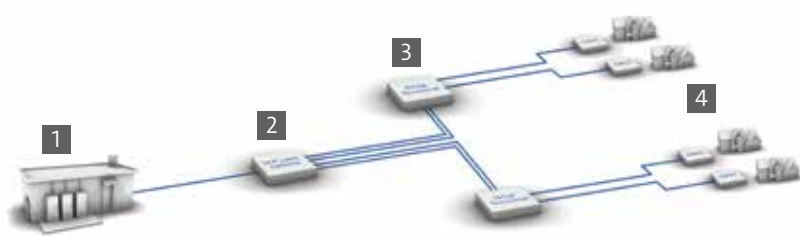
- HD Cabinet Series
- LS Cabinet Series
- Gen III Cabinet Series
- Closures
- Local Convergence Point Enclosure

### 3 Network Access Point

- MultiPort Terminal
- MultiPort Flex Terminal
- SCA Terminal
- SCF Closure
- FlexNAP System
- FlexNAP Multiuse System

### 4 Optical Network Terminal

- Drop Cable Assemblies
- Field-Installable Connectors



Legend	
Optical	

## Distributed Split

### 1 Central Office/Headend

- Centrix™ System
- Eclipse® Hardware

### 2 Local Convergence Point

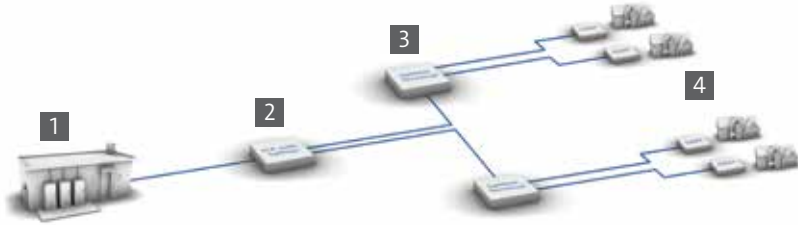
- Closures
- Local Convergence Point Enclosure

### 3 Network Access Point

- MultiPort Splitter Terminal
- FlexNAP™ Single-Fiber Tether System
- FlexNAP Multiuse System

### 4 Optical Network Terminal

- Drop Cable Assemblies
- Field-Installable Connectors



Legend	
Optical	

## Distributed Tap/Optical Tap

### 1 Central Office/Headend

- Centrix System
- Eclipse Hardware

### 2 Splice Consolidation Point

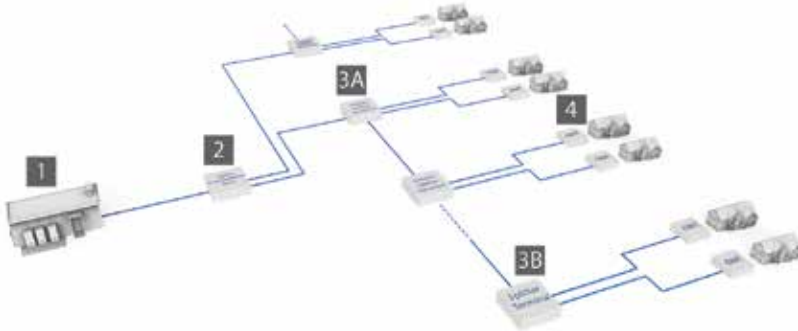
- SCA Series Closure
- 2178 Series Closure
- SCF Series Closure

### 3 Network Access Point

- MultiPort Distributed TAP Terminal
- MultiPort Splitter Terminal
- FlexNAP™ Single-Fiber Tether System

### 4 Optical Network Terminal

- Drop Cable Assemblies
- Field-Installable Connectors



Legend	
Optical	

# FTTH – Single-Family Units

1

Central Office/Headend	
ECL-BAY-7	Eclipse® 7-ft Frame with top and bottom shelves, 19-in wide
ECL-C4U	Eclipse Connector Housing, 4U, holds 12 Eclipse connector panels, 144 F capacity maximum
ECL-C4U-E4D9	Eclipse Connector Housing with adapters, 4U, 144 F, SC APC duplex adapters
ECL46112D9-UF001B	Eclipse Connector Housing with adapters and cable stub, 4U, 144 F, 12 x 12-fiber SC APC duplex panels, 61-m FREEDM® indoor/outdoor cable
UMR1CC6CZ6C21132	Gen III Series FTTx 1x32 Splitter Module, SC APC inputs/outputs
ECL-GEN3-U8-MH4U	Eclipse Hardware Gen III 288-Module Housing with one ECL-C4U, one ECL-CP12-D9, two ECL-CP-SCPARK, nine ECL-UMB-MOD
CTX-SA-FRAME-7	Standard Rear Cable Access Frame, 7 ft
CTX-S4U	Centrix™ Housing, 4U, 12 cassette positions, empty
CTXCPP24-6C-2RH000	Centrix Splice Cassette, 24 SC APC adapters and single-mode pigtails, MIC® 900 μm standard single-mode pigtails
CX4U8P24-6C-2RH000	Centrix Splice Housing, 4U, 288 F, 12 cassettes each with 24 SC APC adapters and single-mode pigtails, MIC 900 μm standard single-mode pigtails

2

Local Convergence Point	
PAG-F4-EEUCSUCP6C-000LXFA	PAC Series, outdoor cabinet, pad mount without toning, 864 F, 6-in skirt with 144-fiber feeder, 144-fiber pass-through, ALTOS® Lite armored cable feeder and distribution cable, 31-m stubs, SC APC, no splitters, almond colored
PAG-E4-EEUCSUCP6C-000LXFA	PAC Series, outdoor cabinet, pad mount without toning, 576 F, 6-in skirt with 144-fiber feeder, 144-fiber pass-through, ALTOS Lite armored cable feeder and distribution cable, 31-m stubs, SC APC, no splitters, almond colored
PAG-D3-DDU4SUCL6C-000LXFA	PAC Series, outdoor cabinet, pole mount without toning, 432 F, 6-in skirt with 72-fiber feeder, 72-fiber pass-through, ALTOS Lite armored cable feeder and distribution cable, 31-m stubs, SC APC, no splitters, almond colored
PAG-C3-CCU4SU4P6C-000LXFA	PAC Series, outdoor cabinet, pad mount without toning, 288 F, 6-in skirt with 48-fiber feeder, 48-fiber pass-through, ALTOS dielectric cable feeder and distribution cable, 31-m stubs, SC APC, no splitters, almond colored
PAG-B3-BBU4SU46C-000LXFA	PAC Series, outdoor cabinet, pad mount without toning, 144 F, 6-in skirt with 24-fiber feeder, 24-fiber pass-through, ALTOS dielectric cable feeder and distribution cable, 31-m stubs, SC APC, no splitters, almond colored
PAG-B3-BAU4SU4P-000LXFA	PAC Series, outdoor cabinet, pad mount without toning, 144 F, 6-in skirt with 24-fiber feeder, no pass-through, ALTOS dielectric cable feeder and distribution cable, 31-m stubs, SC APC, no splitters, almond colored
EC1S31C41C31Q4L00P	Local Convergence Point Enclosure (LCPE), 288 F, sealed, SST-Ribbon feeder cable, ALTOS® ribbon distribution cable, 31-m stubs, LC APC, no splitters, Black
XSB1DDA91A911132	LCPE Series Splitter Module, LC APC, 1x32
UMR1CC6CZ6C21132	Gen III Series Splitter Module, SC APC, 1x32
WMR4CC6CA6C11132	LS Series Splitter Module, SC APC, 1x32 (compatible with PAC cabinets)
OCC-080-G	Optical Cross-Connect Cabinet and Kit, 80-in space, pad mount
SCF-6C-28-01	Splice Closure, 288 single-fiber splice capacity, 6-in diameter, 28-in dome length, four drop ports, without splice trays
TVUPS331U4131Q400	Retrofit Fiber Panel for Copper Cabinet, 432 F, 36 F pass-through



PAC Cabinet Pad Mount



PAC Cabinet Pole Mount

Note: More part numbers exist for each family. Please contact Corning Customer Care at 800-743-2671 for additional part numbers or visit [www.corning.com/opcomm](http://www.corning.com/opcomm)



# FTTH – Single-Family Units

3

Network Access Point	
MOS-H444NSxxxFW-P	MultiPort Splitter Terminal, 1x4 splitter, single-mode, xxx ft
MOS-F844NSxxxFW-P	MultiPort Splitter Terminal, 1x8 splitter, single-mode, xxx ft
MDT-yyzzNS000F-P	MultiPort Distributed TAP Terminal, zz indicates nominal port loss (see spec sheet), yy ports (02, 04, 08 available), stubless, single-mode
MOB-yy44FDxxxFW	MultiPort Stubbed Terminal, yy ports (02, 04, 06, 08, 12 available), single-mode (OS2), xxx ft
MTB-yy44FDxxxFW	MultiPort Terminal with OptiTip® jumper, yy ports (02, 04, 06, 08, 12 available), single-mode (OS2), xxx ft
MOB-yy44TDxxxFW	MultiPort Stubbed Terminal, toneable, yy ports (02, 04, 06, 08, 12 available), single-mode (OS2), xxx ft
MTB-yy44TDxxxFW	MultiPort Terminal with OptiTip toneable jumper, yy ports (02, 04, 06, 08, 12 available), single-mode (OS2), xxx ft
MPF-yy48M1R43F-P	MultiPort Flex Terminal, yy ports (04, 08, and 12 available), 4.8-mm Corning® ClearCurve® rugged drop cable, black jacket, individual packaging
SLFT-530-D-1A-12-EPAC	SLiC® Fiber Aerial Terminal Closure with 12 factory-installed OptiTap® connectors
SLFT-530-D-1A-06-EPAA	SLiC Fiber Aerial Terminal Closure with 6 factory-installed OptiTap connectors
SLFT-547-N-SP-2A-X-0X-00-DSX-NX-X	SLiC Fiber Aerial Terminal Closure with 24 drops and fiber optic splice tray 2527, for armored cable
BLD-CCS000xxxxxx	FlexNAP™ System Build ID: configurable cable system with designated network access points factory installed and preterminated

4

Optical Network Terminal	
434301EB4FDxxxF-P	OptiTap Single-Tube, Gel-Filled Cable Assembly, 1 F, OptiTap to OptiTap, single-mode (OS2), xxx ft
434301EB1TDxxxF-P	OptiTap Single-Tube, Gel-Filled Cable Assembly, 1 F, OptiTap to OptiTap, toneable, single-mode (OS2), xxx ft
004301EB49RxxxF-P	ROC™ Drop Cable Assembly with FastAccess® technology, 900 µm, 1 F, dielectric, OptiTap SC APC to stub end, individual pack, xxx ft
004301EB19RxxxF-P	ROC Drop Cable Assembly with FastAccess technology, 900 µm, 1 F, toneable, OptiTap SC APC to stub end, single-mode (OS2), individual pack, xxx ft
DSH4F100D1NC000S0P	Evolv™ HC Splitter Terminal with Pushlok™ Technology, 4 port, unstubbed, 1x4 splitter
DMA8F1FDD1CXXXXF0P	Evolv HC Terminal with Pushlok Technology, 8 port, stubbed, SST dielectric, xxx feet
DFB6F1FDD1M1XXXXF0P	Evolv HC Terminal with Pushlok Technology, 12 port, 2 rows of 8 ports (4 filled), preconnectorized OptiTip stub, SST dielectric, xxx feet
KT-PL-SHROUD-SC	SC APC Shroud for converting Pushlok drop connectors to an SC form factor
KT-PL-OPT-CON	OptiTap Housing for converting Pushlok drop connectors to an OptiTap form factor
00D101EB49RXXXF	Evolv HC ROC Drop Dielectric Assembly, Pushlok Pigtail, xxx feet
D14401EB4R3XXXF	Evolv HC ROC Drop Dielectric Assembly, Pushlok Hybrid Jumper, xxx feet

5

Optical Network Terminal (continued)	
D1D101EB49RXXXF	Evolv HC ROC Drop Dielectric Assembly, Pushlok Jumper, xxx feet
TKT-OPTISNAP-CF	OptiSnap™ Field-Installable Connector Toolkit, with flat cleaver
OSNP-SCA-900-Z	OptiSnap Connector, SC APC, 25-piece organizer pack, single-mode (OS2), 900 µm
NPCP-SCA-48	NPC+ (No Polish Connector), SC APC, 48 piece carton, eight 6-piece subpacks, single-mode (OS2), 250 µm/900 µm
TKT-NPCP-FBC007	NPC+ Cleaver Kit for NPC+ connector
80610755896	Corning® Fibrlok® II Universal Optical Fiber Splice for 250 µm and 900 µm fiber
80610581870	Fibrlok II Assembly Tool required for Fibrlok II splice installation
80611323769	Fibrlok II Installation Toolkit including assembly tool and cleaver
OSNP-FIOT-ROC	Field-Installable Optitap Connector for ROC cable, SC APC, single pack
TKT-FIOT-ROC-CF	OptiTap Field-Installable Connector Toolkit for ROC cable
OSNP-FIOT-SST	Field-Installable Optitap Connector for SST cable, SC APC, single pack
TKT-FIOT-SST-CF	OptiTap Field-Installable Connector Toolkit for SST cable





# FTTH – Multidwelling Units

## Connect to World-Class FTTH Innovation

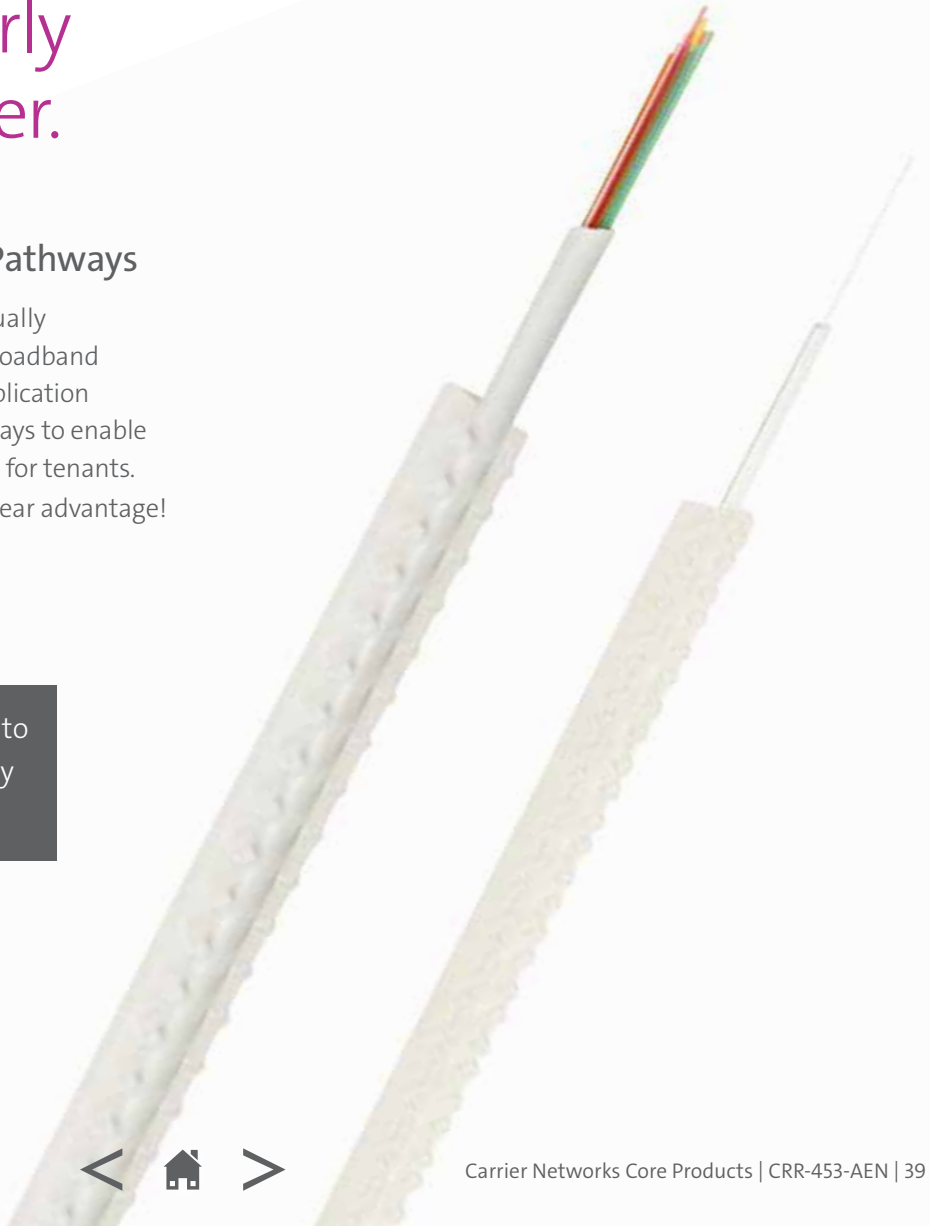
When it comes to multidwelling units (MDUs), there's no one-size-fits-all answer. You need a customized solution and a collaborator with the expertise to simplify your challenges, so you can focus on delivering the services and applications that your subscribers expect. Choose a supplier that knows your environment and has manufacturing expertise that can help you choose flexible, simplified product sets. We can help.

# Clearly Faster. Clearly Easier. Clearly Better.

## Corning® Clear Track Hallway Fiber Pathways

The Clear Track Hallway Fiber Pathway is the virtually invisible way to deliver ultra-high-speed gigabit broadband to multidwelling units (MDUs). It adapts micro-replication technology for the multifiber needs of MDU hallways to enable fast and easy installation with minimal disruption for tenants. Our Clear Track Fiber Pathways portfolio offers a clear advantage!

Learn more about this virtually invisible way to deliver ultra high-speed gigabit broadband by visiting [www.corning.com/cleartrack](http://www.corning.com/cleartrack).



## FTTH – Multidwelling Units – Network Architecture

Whether you're connecting subscribers through the inside or outside surface of an MDU, we have a solution for the trickiest pathways and access parameters. Below you'll see a sampling of the MDU layouts we have experienced and a few examples of how we've supported them over the past 10-plus years.

### 1 MDU Entrance

- OSP LCP
- Distribution
- Building Entrance

### 2 Riser Access

- RPDpass® Riser
- FlexNAP™ System

### 3 Floor Access

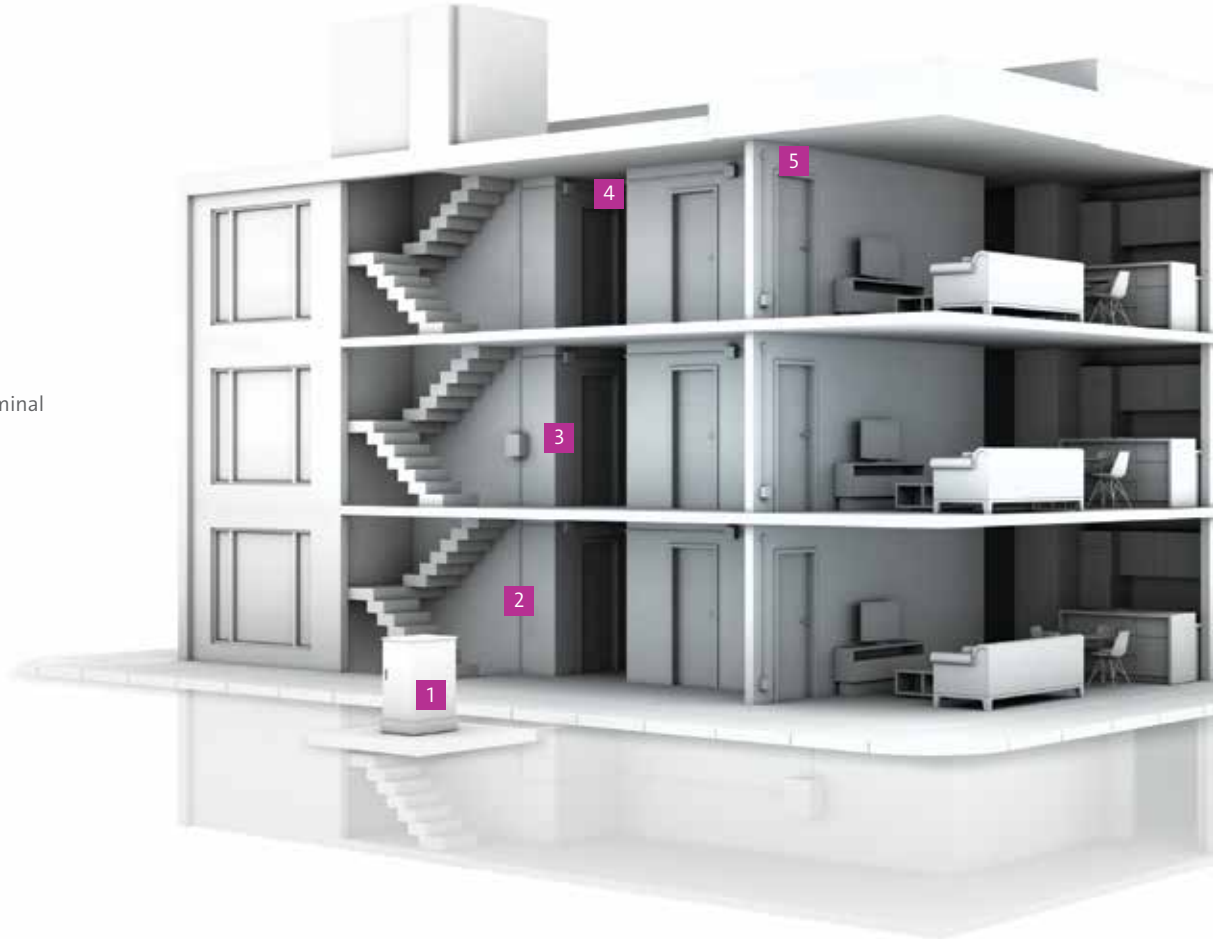
- Low-Profile Terminal
- Fiber Distribution Terminal
- MDU Terminal
- RPDpass Riser Distribution Terminal

### 4 Horizontal Access

- Cable/Pathway
- Point of Entry (POE)

### 5 In-Living Unit (ILU)

- Drops
- Outlets





# FTTH – Multidwelling Units

1

## Outdoor Local Convergence Point

PAG-B3-BBU45U46C-000XFA	PAC Series, outdoor cabinet, pad mount without toning, 144 F, 6-in skirt with 24-fiber feeder, 24-fiber pass-through, ALTOS® dielectric cable feeder and distribution cable, 31-m stubs, SC APC, no splitters, almond colored
PAG-B3-BAU45U4P-000XFA	PAC Series, outdoor cabinet, pad mount without toning, 144 F, 6-in skirt with 24-fiber feeder, no pass-through, ALTOS dielectric cable feeder and distribution cable, 31-m stubs, SC APC, no splitters, almond colored
UMB1CC6CZ6C21132	Gen III Splitter Module, 1x32
WMC4CC6CA6C11132	LS Splitter Module, 1x32

## Distribution

For more information about our Outside Plant and Indoor/Outdoor Cables, please refer to the Optical Cable section.

## Building Entrance

JMXPS1000BB000BB00	CE Series Indoor Cabinet, 72 F, wall mountable, pigtailed and splice chamber for spliced-in feeder and distribution
JCWPS2000BB0007700	CE Series Indoor Cabinet, 288 F, wall mountable, pigtailed for spliced-in feeder, MTP®-enabled distribution
JFWPS2000BB0007700	CE Series Indoor Cabinet, 864 F, wall mountable, pigtailed for spliced-in feeder, MTP-enabled distribution
DDWPS2100AA108C700	LS Series Indoor Cabinet, 144 F, wall mountable, 24 F feeder and 12 F pass-through pigtailed, 144 F ribbon riser distribution, 8 m
DAWPS4300AA108Q700	LS Series Indoor Cabinet, 432 F, wall mountable, 48 F feeder and 36 F pass-through pigtailed, 432 F ribbon riser distribution, 8 m
BDWP131CF1C08C7500	Gen III Series Indoor Cabinet, 144 F, wall mountable, 12 F I/O ribbon riser feeder 31 m, 144 F ribbon riser distribution, 8 m
MDU0431326C-UF00A1	MDU Splitter Terminal, 1x32 SC APC, FREEDM® loose tube input 31 m, pigtailed for spliced-in drops
MDU1231126C-C4CG2P	MDU Terminal, 12 ports SC APC, OSP ribbon input 31 m, pigtailed for spliced-in drops
MDU0000126C-00M22Q	MDU Terminal, 12 ports SC APC, OptiTip® pinned input, direct-connect drops
MDU0000126C-AACG2P	MDU Terminal, 12 ports SC-APC, internal pigtailed for spliced-in input and spliced-in drops
MDU2431246C-C4CG2P	MDU Terminal, 24 ports SC APC, OSP ribbon input 31 m, pigtailed for spliced-in drops
MDU0000246C-AACG2P	MDU Terminal, 24 ports SC APC, pigtailed for spliced-in input and spliced-in drops
MDU4831486C-C4CG2P	MDU Terminal, 48 ports SC APC, OSP ribbon input 31 m, pigtailed for spliced-in drops
LPT1231126C-B4M12Q	Low-Profile Terminal, 12 ports SC APC, SST-Drop™ with OptiTip input 100 ft, direct-connect drops
MDU-PLAS-SKRT-WH01	MDU Terminal Protective Plastic Skirt, white
LPT-PLAS-SKRT-GR01	LPT Terminal Protective Plastic Skirt, gray

2

## Riser Access

RRB131312UPNM65xxxF	RPDpass® Riser, basement (pull up), 12 F MTP at basement, 2x6 F, MTP connectors at terminal, xxx ft
BLD-P8896EV4200FP	FlexNAP™ System, facade cable, 96 F, eight 8-fiber taps, 200-ft tail

Note: For bulk cable options, please visit the optical cable section or [www.corning.com](http://www.corning.com).



## FTTH – Multidwelling Units

3

Floor Access	
LPT1231126C-SF002Q	Low-Profile Terminal, 12 ports SC APC, LST™ I/O input 100 ft, direct-connect drops
MDU1231126C-CFCG2Q	MDU Terminal, 12 ports SC APC, I/O ribbon input stub 31 m, direct-connect drops
PBOCS-08-6CPGGB	PBO Terminal, 8 ports SC APC, pigtailed stubless, direct connect drops
LPT000126C-0090MQ	LPT Terminal, 12 ports SC APC, MTP® input, direct-connect drops
MDU0000366C-0090MQ	MDU Terminal, 36 ports SC APC, MTP input, direct-connect drops
RTW-OMP-01	RPDpass® Riser Distribution Terminal Housing, wall-mountable box
RT-CM12-6C-1QC	RPDpass Riser Distribution Module, 12 SC APC adapters and one shuttered MTP connector

4

Horizontal Cable/Pathway	
004401UR4BGxxxF	Corning® ClearCurve® Drop Assembly, pigtail to SC APC, 1 F, 4.8-mm rugged riser, neutral jacket, xxx ft
444401UR4BGxxxF	ClearCurve Drop Assembly, SC APC to SC APC, 4.8-mm rugged riser, neutral jacket, xxx ft
004401UR1BGxxxF	ClearCurve Drop Assembly, pigtail to SC APC, 1 F, 2.9-mm compact riser neutral jacket, xxx ft
444401UR1BGxxxF	ClearCurve Drop Assembly, SC APC to SC APC, 1 F, 2.9-mm compact riser, neutral jacket, xxx ft
RHN770006U6RBSxxxF	RPDpass Drop Assembly, pinned MTP connectors, 6 F, plenum, blue through white fibers, xxx ft
RHN770012U6RCSxxxF	RPDpass Drop Assembly, pinned MTP connectors, 12 F, plenum, blue through aqua fibers, xxx ft
001U2F-D0192-B2	ClearCurve 4.8 mm Rugged Drop, 1 F, I/O neutral jacket, 1,000 ft, reel in a box
001U2F-D0668-B3	ClearCurve 2.9 mm Compact Drop, 1 F, I/O neutral jacket, 1,500 ft, reel in a box
80611498066	Clear Fiber Drop Cable, 1 F, I/O black jacket, 2500 ft, unterminated
80611487937	Clear Fiber Drop Assembly, pigtail to SC APC, 1 F, I/O black jacket, 100 ft
80611623671	Clear Drop Push Tube (Clear)
80611635063	Corning® Clear Track Hallway Fiber Access Toolkit
80611622780	Clear Track Hallway Fiber Pathway, 125 ft
CLR-TRK-QUAD-80	Clear Track Quad Fiber Pathway, 80 ft
80611623051	Clear Track Hallway Micro-Module, 12 F, white jacket, 750 ft, unterminated
80611622798	Clear Track Hallway, Micro-Module, Pigtail to SC APC, 12 F, 150 ft
80611623077	Clear Track Hallway Clear Cover, 1000 ft
80611382146	Clear Track Fiber Point-of-Entry Sliding Wall Cover
80611623085	Clear Track Hallway/Quad Fiber Installation Tool
CLR-TRK-QUAD-80	Clear Track Quad Fiber Pathway, 80 ft (uses 900 µm Clear Fiber)
CLR-TRK-CVR-QUAD	Clear Track Quad Cover, 200 pieces, 650 ft
CLR-BELT-CLIP-32	Belt Clip Spool Holder
Point of Entry	
80611622822	Clear Track Hallway Small Point-of-Entry (POE) Box
80611498074	Clear Track Micro POE Wall Cover



## FTTH – Multidwelling Units

5	
<b>In-Living Unit (ILU) Drop</b>	
001U21-A9374-B2	Corning® ClearCurve® 4.8-mm Rugged Drop 1 F, riser neutral jacket, 1000 ft, reel in a box
001U21-A9375-B2	ClearCurve 2.9-mm Compact Drop, 1 F riser neutral jacket, 1000 ft, reel in a box
004401UR1BGxxxF	ClearCurve Drop Assembly, pigtail to SC APC, 1 F, 2.9-mm compact riser, neutral jacket, xxx ft
444401UR1BGxxxF	ClearCurve Drop Assembly, SC APC to SC APC, 1 F, 2.9-mm compact riser, neutral jacket, xxx ft
80611621311	Corning® Clear Track Fiber Pathway, 205 ft (ILU)
80611486459	Clear Track ILU/Quad Installation Tool
80611622038	Clear Track 900 µm Clear Fiber, 600 ft; packaged in a box of 8 spools (ILU)
<b>Outlets</b>	
SWT4-1-6W000-S0001	Small Wall Terminal, one SC APC adapter, ivory color
80611382138	Surface-Mount Wall Outlet supports two adapters, ships with one SC APC
WLL-PL-AA	Wall-Plate Outlet, single gang, white, one-port
WLL-PL-AB	Wall-Plate Outlet, single gang, white, two-ports
80611488745	Low-profile Wall Plate with SC APC shuttered adapter
80611488687	Shuttered SC APC Patch Cord, 1 m



Low-Profile Wall Plate



Reel-in-a-Box

6	
<b>Field-Installable Connector</b>	
TKT-OPTISNAP-CF	OptiSnap™ Field-Installable Connector Toolkit, with flat cleaver
OSNP-SCA-900-Z	OptiSnap® Connector, SC APC, 25-piece organizer pack, single-mode (OS2), 900 µm
OSNP-SCU-900-Z	OptiSnap Connector, SC UPC, 25-piece organizer pack, single-mode (OS2), 900 µm
OSNP-FIOT-SST	Field-Installable OptiTap® Connector for SST cable, SC APC, single pack (toolkit needed for install)
OSNP-FIOT-ROC	Field-Installable OptiTap Connector for ROC™ cable, SC APC, single pack (toolkit needed for install)
NPCP-SCU-48	NPC+ (No Polish Connector), SC UPC, 48 piece carton, single-mode (OS2), 250 µm/900 µm (no installation tool required)
NPCP-SCA-48	NPC+ (No Polish Connector), SC APC, 48 piece carton, eight 6-piece subpacks, single-mode (OS2), 250 µm/900 µm
80610581870	Corning® Fibrlok® Assembly Tool
TKT-FIOT-ROC-CF	Field-Installable OptiTap Toolkit for ROC cable 3
TKT-FIOT-SST-CF	Field-Installable OptiTap Toolkit for SST cable
80610755896	Fibrlok II Universal Optical Fiber Splice for 250 µm and 900 µm fiber (assembly tool and toolkit needed for install)



OptiSnap Field-Installable Connector Toolkit



No Polish Connector + (NPC+)



Corning® Fibrlok® Optical Fiber Splice 2529

# FIBER TO THE PEOPLE

Solutions for subscriber interiors include ClearCurve invisible drop cable. This translucent design is easily attached to a variety of wall surfaces and is available with an array of preconnectorization options.



# Wireless Convergence

Wireless networks are becoming more like traditional FTTH networks where radios and small cells are reaching deep into neighborhoods and towns. Overlaying these services onto a traditional FTTH network requires planning and a few additions to your normal product lineup. See below for some typical adds or rely on our team of experts to help find the best fit solution for your convergence needs.

# Optical connectivity: the backbone of 5G

## Small Cell Product Solutions


Although standardization among radio head manufacturers has yet to fully occur, the components leveraged remain largely the same. LC connectors and xWDM devices are critical to the success of any converged wireless network. Assemblies can be configured to support the specific needs of any deployment environment and radio head manufacturer's specifications to deliver fiber only or composite (fiber and power together) connectivity. xWDM devices are becoming more critical to combine wireless and wireline traffic through coexistence modules. Additionally, DWDM is being deployed to optimize fiber utilization in some small cell systems. A wide variety of options exist depending on your deployment needs, only a small fraction of the portfolio is shown on the next few pages.



For more information on our small cell product offerings, visit [www.corning.com/ftp](http://www.corning.com/ftp).


## Macro Towers

Macro sites have evolved to accommodate the landscape over which they serve. Stand-alone towers, monopoles, rooftop and even water tower installations have supported cellular and microwave backhaul applications as they evolve as well through LTE and now 5G applications.



## Small Cells

As wireless demands grow beyond the reach of the macros, the proliferation of smaller cells are poised to surge. The smaller form factors and shorter reach necessitates they be closer to users – nestled in and amongst street furniture, on buildings or hidden away in lamp posts.



# Wireless Convergence

1

## Single-Fiber Connector Solutions

MTB-0644FD010FW-P	Multiport Terminal Fiber with OptiTip® stub, 6 F, 10-ft tail
MTB-1244FD010FW-P	Multiport Terminal Fiber with OptiTip stub, 12 F, 10-ft tail
MOB-1244FD010FW-P	Multiport Terminal fiber makes with bulk stub, 6 F, 10-ft tail
MOB-0644FD010FW-P	Multiport Terminal fiber makes with bulk stub, 12 F, 10-ft tail
MPF-0648M1R43F-P	Multiport Flex Terminal, stubless with OptiTip input port, 6 F
MPF-1248M1R43F-P	Multiport Flex Terminal, stubless with OptiTip input port, 12 F
43701JB4FD010F-P	OptiTap® 1-Fiber SST-Drop™ cable assembly, 1 OptiTap connector to LC UPC simplex, dielectric, 10 ft (Samsung radios using Jonhon, Nokia, Aircscale, and Ericsson using Full AXS)
43701JB4FD010F-P	OptiTap 1-Fiber SST-Drop cable assembly, 1 OptiTap connector to LC UPC simplex, dielectric, 10 ft, 5.5-in furcation (Ericsson 220x and 440x radios)
430402JB4FDXXXF-P	Dual OptiTap to LC Duplex connector, SST-Drop, dielectric, 2-fiber, 5.5-in furcation (Ericsson 2203 and 2205 radios)
430202JB4AD010F-P	Dual OptiTap to LC Duplex, Uniboot LC Connector, SST-Drop, dielectric, 2-fiber (Ericsson RRUS radios and OCTIS hardware)
434802JB4FD010F-P	Dual OptiTap In-Line Drop Assembly with OptiTap connector to In-Line OptiTap port, 2-fiber, 10 f with 36-in furcation on each end

2

## Multifiber Connector Solutions

MF02-77712ENSS000M	MF2x6 Multiport Terminal, stubless, 12-F OptiTip input port, 2-fibers per OptiTip port
MF02-M17708EB4SxxxF	MF2x4 Multiport Terminal, 8-F SST-Drop cable with OptiTip stub, xxx ft
MF02-007704EB4SxxxF	MF2x2 Multiport Terminal, 4-F SST-Drop cable, bare end stub, 2-fibers per OptiTip port, xxx ft
MF02-007708EB4SxxxF	MF2x4 Multiport Terminal, 8-F SST-Drop cable, bare end stub, 2-fibers per OptiTip port, xxx ft
MF02-007712EB4SxxxF	MF2x6 Multiport Terminal, 12-F SST-Drop cable, bare end stub, 2-fibers per OptiTip port, xxx ft
M10202EBZD1XxxxM-P	OptiTip to LC duplex drop cable assembly, 2-fiber, I/O FREEDM® cable, xxx m
M10212EB4D1ExxxM-P	OptiTip to LC duplex drop cable assembly, 12-fiber, SST-Drop dielectric cable, xxx m



Dual OptiTap to LC Duplex connector, SST-Drop

The Corning small cell drop assemblies are rugged, self-supported, and crush-resistant. The dual OptiTap to LC Duplex drops are made for use with the Corning multiport terminals in both the buried and aerial environments. This assembly allows for a duplex, 2-fiber connection from the multiport to the radio, removing the requirement for additional hardware. Two options with differing furcation lengths on the LC Duplex end allow for compatibility with either 1) Ericsson 2203 and 2205 radios or 2) Ericsson RRUS radios, as well as hardware utilizing OCTIS style connections with a uniboot design.



MF2 Stubless Multiport Terminal



MultiPort Terminal

Terminals are designed for use in outside plant fiber access networks. This innovative terminal provides sealed environmental protection and fast, easy incremental connection of drop cables while increasing deployment velocity. Its reliability and flexibility make it the ideal choice for network-access-point terminals in fiber-to-the-x (FTTx) and access network deployments.



# Programs and Resources

You know your network – and the importance of its reliability – better than anyone. That's why we offer tailored support and resources to help you get the job done right the first time, every time. From design to deployment (and everything in between), you can count on Corning to expand your expertise and cost-effectively transform your network. For more information, check out our programs page at [www.corning.com/loyalty-programs](http://www.corning.com/loyalty-programs).



# See the Light<sup>®</sup> Fiber Optic Training

So you can be successful in this time of rapid network transformation, we offer an array of training opportunities on the latest applications and products. For the most up-to-date industry knowledge – whether training in-person or at your desk – we have you covered. Visit [www.corning.com/opcomm/training](http://www.corning.com/opcomm/training).

## Webinar Series

Stay current with the See the Light<sup>®</sup> webinar series, our monthly offering focused on specific topics impacting networks today. Participate in these one-hour live webinars to connect in real-time with Corning experts, or catch up on the webinar recordings at your convenience. Visit [www.corning.com/opcomm/webinars](http://www.corning.com/opcomm/webinars).

## Instructor-Led Classes and Seminars

If it's classroom training that you feel is most valuable, our instructor-led courses are for you. We cover product and solution introductions, in-depth installation training, and network design and specification. These classes range from two hours to multiday hands-on sessions, each led by experts who understand the needs of industry professionals. To view our hands-on seminar schedule visit [www.corning.com/opcomm/seminars](http://www.corning.com/opcomm/seminars). To view our multiday design and installation training courses, visit [www.corning.com/opcomm/designandinstall](http://www.corning.com/opcomm/designandinstall).

## Online Learning

We understand that classroom training is not always an option. To make learning opportunities available when and where you need them you can access See the Light Learning Central, our on-demand learning platform. To gain access to See the Light Learning Central, email [stlinfo@corning.com](mailto:stlinfo@corning.com).

## Industry-Approved Courses

Many of our courses have been approved by industry organizations, making it easy for you to continue your education while earning industry accreditations. Accreditation information can be found within the individual course listings. Visit [www.corning.com/opcomm/training](http://www.corning.com/opcomm/training) for more information or to sign-up to receive email updates around our trainings offerings. If you have any questions, email us at [stlinfo@corning.com](mailto:stlinfo@corning.com).



# Authorized Distributors

To meet your requirements, we've nurtured long-term relationships with authorized distributors who stock our products and further support your needs including training, customer needs assessment, logistics, and equipment. Whether you are an end user, contractor, or installer, connect with our authorized distributors and technical support teams about your Corning solution today.

**WESCO®** | **ANIXER**

[www.wesco.com](http://www.wesco.com)  
[www.wesco.ca](http://www.wesco.ca)

**GraybaR.**

[www.graybar.com](http://www.graybar.com)  
[www.graybarcanada.com](http://www.graybarcanada.com)

**KGPCo**

[www.kgpc.com](http://www.kgpc.com)  
[www.kgpc.com/canada](http://www.kgpc.com/canada)

**Power & Tel**

[www.ptsupply.com](http://www.ptsupply.com)

**SupplySolutions**

[www.supplysolutionsstore.com](http://www.supplysolutionsstore.com)

**TVC**  
Communications  
A DIVISION OF WESCO DISTRIBUTION, INC.

[www.tvcinc.com](http://www.tvcinc.com)  
[www.tvccanada.ca](http://www.tvccanada.ca)

**WALKER**  
AND ASSOCIATES INC

[www.walkerfirst.com](http://www.walkerfirst.com)

**COMSTAR SUPPLY**

[www.comstarsupply.com](http://www.comstarsupply.com)

# Technical Support

Your customers and users expect reliable connectivity, and we know it takes more than products to deliver on those expectations. From us, you can expect collaborative global support for your network today to prepare it for emerging applications and services.

Connect with our network professionals at any phase of your project to take advantage of their training, experience, and equipment for a cost-effective, high-quality result. Our experts offer design and training services, technical assistance, and customer support resources.

You may be expanding your existing footprint, upgrading to an all-fiber network or looking to overlay wireless backhaul on your existing FTTH build - your business depends on good infrastructure decisions.

## WE CAN HELP.

[www.corning.com/professional-services](http://www.corning.com/professional-services)



# Resources

Central Office/Headend Bill-of-Materials Tool  
[www.corning.com/isp/bom-tool](http://www.corning.com/isp/bom-tool)

Product Configurators  
[www.corning.com/configurators/CAB](http://www.corning.com/configurators/CAB)  
[www.corning.com/configurators/CATVNODE](http://www.corning.com/configurators/CATVNODE)

Installation and Promotional Videos  
[www.corning.com/opcomm/videos](http://www.corning.com/opcomm/videos)

Training and Webinars  
[www.corning.com/opcomm/training](http://www.corning.com/opcomm/training)  
[www.corning.com/community-broadband](http://www.corning.com/community-broadband)

WE HELP YOU GET THE JOB  
DONE RIGHT THE FIRST TIME,  
**EVERY TIME!**

Technical Library  
[www.corning.com/resource-library](http://www.corning.com/resource-library)

Technical Support  
[www.corning.com/professional-services](http://www.corning.com/professional-services)  
800-743-2673

Request for Quote  
800-743-2675 (United States and Canada)  
+1-828-901-5000 (International)

Order Tracker  
<https://ordertracker.corning.com>

Spanish-Language Programs and Resources  
[www.corning.com/opcomm/pge.aspx](http://www.corning.com/opcomm/pge.aspx)

Customer Care  
800-743-2675 (United States and Canada)  
+1-828-901-5000 (International)  
[ccsamericas@corning.com](mailto:ccsamericas@corning.com)

Notes:





CORNING

# LET'S CONNECT!



Corning Representative: \_\_\_\_\_

Distribution Representative: \_\_\_\_\_

Phone Number: \_\_\_\_\_

Phone Number: \_\_\_\_\_

Email: \_\_\_\_\_

Email: \_\_\_\_\_

Corning Optical Communications LLC • 4200 Corning Place • Charlotte, NC 28216 USA  
800-743-2675 • FAX: 828-325-5060 • International: +1-828-901-5000 • [www.corning.com/opcomm](http://www.corning.com/opcomm)

Corning Optical Communications reserves the right to improve, enhance, and modify the features and specifications of Corning Optical Communications products without prior notification. A complete listing of the trademarks of Corning Optical Communications is available at [www.corning.com/opcomm/trademarks](http://www.corning.com/opcomm/trademarks). Scotchlok and 3M are trademarks of 3M used under license by Corning Optical Communications LLC. All other trademarks are the properties of their respective owners. Corning Optical Communications is ISO 9001 certified. © 2020, 2021 Corning Optical Communications. All rights reserved. CRR-453-AEN / February 2021

