

# Corning Solutions for CRISPR Gene Editing



CORNING

# Genome Engineering via the CRISPR-Cas System

The CRISPR-Cas System is used to genetically engineer cells by inducing alterations in genomic sequence information, as well as activation or repression of target genes. This system is extremely efficient due to the combined action of the Cas enzyme (the part of the system that induces the modification), and the guide RNA (gRNA), which guides the Cas enzyme to the DNA sequence designated for modification.

Our high quality laboratory consumables, biologics, and equipment can help you achieve success in your genomic research. See how Corning products fit into every step of your CRISPR workflow below.

## gRNA Generation

The gRNA (~20 nucleotides) is specifically designed to match the DNA sequence of the target gene. The gRNA is inserted into plasmids, which are then transformed into bacteria for DNA production.




## Virus production and Delivery of gRNA/Cas9 Complex

The gRNA and Cas enzyme plasmids are transfected into cells, where those components are incorporated into a functioning virus particle containing the gRNA and Cas DNA.



## Alternative Delivery Methods

Apart from lentiviral transfection of the gRNA/Cas complex, alternative approaches are available to achieve gRNA and Cas delivery into cells. These alternative delivery methods include microinjection, electroporation, liposome transfection, and RNA transfection of the gRNA/Cas complex.





## Transduction and Expansion

The viral particles are added to the designated cells, which causes integration of the gRNA and Cas DNA into the cellular genome, subsequently leading to the expression of the gRNA/Cas system. Transduced cells are expanded to produce an adequate amount of the modified cell type for further research










TRANSDUCTION			EXPANSION		
					
Syringe Filters	Antibiotics	Media	Multi-Layer Flasks	Microcarriers	Roller Bottles

## Cell Selection and Verification

Of the population of transduced cells, cells with the desired genomic modification are chosen based on phenotype, or cells are seeded as single cells for clonal expansion. Validation of the desired genomic modification is then performed, typically via extraction and sequencing of genomic DNA from these cells.

SELECTION			VERIFICATION		
					
Cool Products	Assay Plates	FACS Tubes	Bioscience Kits	Tubes	Pipets

## Additional Products

									
Cool Products	Cell Counter	ECMs	Erlenmeyer Flasks	Gel Doc System	Imaging Plates	Incubators	Thermal Cyclers	Spinner Flasks	Ultra-Low Attachment Surface

## Learn more about our offerings



**PCR Products**  
[www.corning.com/molecularbiology](http://www.corning.com/molecularbiology)



**Ultra-Low Attachment (ULA)**  
[www.corning.com/ULA](http://www.corning.com/ULA)



**Microbiology**  
[www.corning.com/microbiology](http://www.corning.com/microbiology)



**Equipment**  
[www.corning.com/equipment](http://www.corning.com/equipment)



**Cell Culture**  
[www.corning.com/cellculture](http://www.corning.com/cellculture)



**Tips and Tubes**  
[www.corning.com/liquidhandling](http://www.corning.com/liquidhandling)



**Bioprocess**  
[www.corning.com/cell-expansion](http://www.corning.com/cell-expansion)



**Media/Reagents**  
[www.corning.com/media](http://www.corning.com/media)



**Syringe Filters**  
[www.corning.com/syringefilters](http://www.corning.com/syringefilters)



**Cryogenic Storage**  
[www.corning.com/cryo](http://www.corning.com/cryo)



**Extracellular Matrices**  
[www.corning.com/ecm](http://www.corning.com/ecm)



**Microplates**  
[www.corning.com/microplates](http://www.corning.com/microplates)

For more specific information on claims, visit the Certificates page at [www.corning.com/lifesciences](http://www.corning.com/lifesciences).

**Warranty/Disclaimer:** Unless otherwise specified, all products are for research use only. Not intended for use in diagnostic or therapeutic procedures. Not for use in humans. Corning Life Sciences makes no claims regarding the performance of these products for clinical or diagnostic applications.

For additional product or technical information, visit [www.corning.com/lifesciences](http://www.corning.com/lifesciences) or call 800.492.1110. Outside the United States, call +1.978.442.2200 or contact your local Corning sales office.

# CORNING

**Corning Incorporated**  
*Life Sciences*

836 North St.  
Building 300, Suite 3401  
Tewksbury, MA 01876  
t 800.492.1110  
t 978.442.2200  
f 978.442.2476

[www.corning.com/lifesciences](http://www.corning.com/lifesciences)

### ASIA/PACIFIC

**Australia/New Zealand**  
t 61 427286832

**China**  
t 86 21 3338 4338  
f 86 21 3338 4300

**India**  
t 91 124 4604000  
f 91 124 4604099

### Japan

t 81 3-3586 1996  
f 81 3-3586 1291

**Korea**  
t 82 2-796-9500  
f 82 2-796-9300

**Singapore**  
t 65 6572-9740  
f 65 6735-2913

**Taiwan**  
t 886 2-2716-0338  
f 886 2-2516-7500

### EUROPE

CEurope@corning.com

**France**  
t 0800 916 882  
f 0800 918 636

**Germany**  
t 0800 101 1153  
f 0800 101 2427

**The Netherlands**  
t 020 655 79 28  
f 020 659 76 73

**United Kingdom**  
t 0800 376 8660  
f 0800 279 1117

### All Other European Countries

t +31 (0) 206 59 60 51  
f +31 (0) 206 59 76 73

**LATIN AMERICA**  
grupoLA@corning.com

**Brasil**  
t (55-11) 3089-7400

**Mexico**  
t (52-81) 8158-8400